

ПРИМЉЕНО: 28.04.2025		
Орг. јед.	Број	Прилог
02	1046/1	

НАУЧНОМ ВЕЋУ

ИНСТИТУТА ЗА МУЛТИДИСЦИПЛИНАРНА ИСТРАЖИВАЊА УНИВЕРЗИТЕТА У БЕОГРАДУ

Одлуком Научног већа Универзитета у Београду – Института за мултидисциплинарна истраживања одржаног 15.04.2025. године, именовани смо за чланове Комисије за оцену испуњености услова др **Жељке Вишњић-Јефтић** за избор у научно звање **научни саветник**.

На основу увида у достављену документацију и анализе досадашњег научно-истраживачког рада др Жељке Вишњић-Јефтић, подносимо Научном већу следећи

ИЗВЕШТАЈ

1. БИОГРАФСКИ ПОДАЦИ

Др **Жељка Вишњић-Јефтић** рођена је 13.12.1978. год. у Суботици, Република Србија (СФРЈ). Биолошки факултет Универзитета у Београду уписала је 1997/1998. године на смеру Екологија и заштита животне средине. Звање дипломирани биолог заштите животне средине, са средњом оценом 8,7, стиче 2002. године одбраном дипломског рада.

Докторске студије на Биолошком факултету Универзитета у Београду, програм Екологија, модул Хидроекологија, уписује 2007/2008. године. Звање доктора биолошких наука стиче одбраном докторске дисертације под називом "Еколошка и токсиколошка истраживања црноморске харинге (*Alosa immaculata* Bennet, 1835) у Дунаву у Србији", 2012. године. Звање научни сарадник стиче 2013. године, у области биологије, док звање виши научни сарадник стиче 2018. године. У исто звање реизабрана је 2023. године. Комисије за звање виши научни сарадник формирана је 01.11.2017. године.

Од 2005. године запослена је у Институту за мултидисциплинарна истраживања Универзитета у Београду.

НАУЧНОМ ВЕЋУ
ИНСТИТУТА ЗА МУЛТИДИСЦИПЛИНАРНА ИСТРАЖАВАЊА
УНИВЕРЗИТЕТА У БЕОГРАДУ

Одлуком Научног већа Универзитета у Београду – Института за мултидисциплинарна истраживања одржаног 15.04.2025. године, именовани смо за чланове Комисије за оцену испуњености услова **др Жељке Вишњић-Јефтић** за избор у научно звање **научни саветник**.

На основу увида у достављену документацију и анализе досадашњег научно-истраживачког рада др Жељке Вишњић-Јефтић, подносимо Научном већу следећи

ИЗВЕШТАЈ

1. БИОГРАФСКИ ПОДАЦИ

Др Жељка Вишњић-Јефтић рођена је 13.12.1978. год. у Суботици, Република Србија (СФРЈ). Биолошки факултет Универзитета у Београду уписала је 1997/1998. године на смеру Екологија и заштита животне средине. Звање дипломирани биолог заштите животне средине, са средњом оценом 8,7, стиче 2002. године одбраном дипломског рада.

Докторске студије на Биолошком факултету Универзитета у Београду, програм Екологија, модул Хидроекологија, уписује 2007/2008. године. Звање доктора биолошких наука стиче одбраном докторске дисертације под називом "Еколошка и токсиколошка истраживања црноморске харинге (*Alosa immaculata* Bennet, 1835) у Дунаву у Србији", 2012. године. Звање научни сарадник стиче 2013. године, у области биологије, док звање виши научни сарадник стиче 2018. године. У исто звање реизабрана је 2023. године. Комисије за звање виши научни сарадник формирана је 01.11.2017. године.

Од 2005. године запослена је у Институту за мултидисциплинарна истраживања Универзитета у Београду.

До сада је била учесник у реализацији четири национална и 10 међународних пројеката. Аутор и коаутор је 95 библиографских јединица, од којих 37 представљају научне радове објављене у међународним часописима и монографијама, а 11 радове у националним часописима и монографијама. Импакт фактор у целокупној каријери износи 73,29 а од избора у звање виши научни сарадник 31,37. Укупан h-индекс је 13 са укупним бројем хетероцитата 852 (извор Scopus).

2. БИБЛИОГРАФИЈА

2.1. Библиографија до избора у звање научни сарадник

2.1.1. Монографска студија/поглавље у књизи M12 или рад у тематском зборнику међународног значаја (M14):

1. Lenhardt, M., **Višnjić-Jeftić, Ž.**, Navodaru, I., Jarić, I., Vassilev, M., Gačić, Z. and Nikčević, M. (2011). Fish Stock Management Cooperation in the Lower Danube Region: A Case Study of Sturgeons and Pontic Shad. In V. Lagutov (ed.), Environmental Security in Watersheds: The Sea of Azov, NATO Science for Peace and Security Series C: Environmental Security, DOI 10.1007/978-94-007-2460-0_7, © Springer Science+Business Media B.V. 2012.

2.1.2. Рад у врхунском међународном часопису (M21):

2. **Visnjić-Jeftić, Ž.**, Jarić, I., Jovanović, Lj., Skorić, S., Smederevac-Lalić, M., Nikčević, M. and Lenhardt, M. (2010). Heavy metal and trace element accumulation in muscle, liver and gills of the Pontic shad (*Alosa immaculata* Bennet, 1835) from the Danube River (Serbia). Microchemical Journal, 95 (2), 341-344. M21= 8; IF: 2,579; Chemistry, Analytical (21/70); бр. хетероцитата: 109.

3. Jarić, I., **Višnjić-Jeftić, Ž.**, Cvijanović, G., Gačić, Z., Jovanović, Lj., Skorić, S. and Lenhardt, M. (2011). Determination of differential heavy metal and trace element accumulation in liver, gills, intestine and muscle of sterlet (*Acipenser ruthenus*) from the Danube River in Serbia by ICP-OES. Microchemical Journal, 98, 77-81. M21= 8; IF: 3,048; Chemistry, Analytical (17/73); бр. хетероцитата: 192

2.1.3. Рад у истакнутом међународном часопису (M22):

4. Smederevac-Lalić, M., Jarić, I., **Višnjić-Jeftić, Ž.**, Skorić, S., Cvijanović, G., Gačić, Z. and Lenhardt, M. (2011). Management approaches and aquaculture of sturgeons in the Lower Danube region countries. Journal of Applied Ichthyology, 27 (Suppl. 3), 94-100. M22=5; IF: 1,121; Fisheries (24/42), Marine & Freshwater Biology (52/88); бр. хетероцитата: 17

2.1.4. Рад у међународном часопису (M23):

5. Milošević, M., **Višnjić-Jeftić, Ž.**, Damjanović, I., Nikčević, M., Anđus, P. and Gačić, Z. (2009). Temporal analysis of electroretinographic responses in fishes with rod-dominated and mixed rod-cone retina. General Physiology and Biophysics, 28, 276-282. M23=3; IF: 1,286; Biochemistry & Molecular Biology (215/263), Biophysics (55/69), Physiology (56/78); бр. хетероцитата: 0

6. **Višnjić-Jeftić, Ž.**, Lenhardt, M., Navodaru, I., Hegediš, A., Gačić, Z. and Nikčević, M. (2009). Reproducibility of age determination by scale and vertebra in Pontic shad (*Alosa pontica* Eichwald, 1838), from the Danube. Archives of Biological Sciences, 61 (2), 337-342. M23=3; IF: 0,238; Biology (73/76); бр. хетероцитата: 2

2.1.5. Саопштење са међународног скупа штампано у целини (M33):

7. Smederevac, M., **Višnjić-Jeftić, Ž.**, Cvijanović, G., Lenhardt, M., Mićković, B. and Hegediš, A. (2006). Pregled gazdovanja ribolovnim resursima u Dunavu, Savi i Tisi na području Srbije u periodu od 1995. do 2005. IV Nacionalno znanstveno-stručno savjetovanje s međunarodnim sudjelovanjem. Zbornik radova "Gospodarenje ribljim resursima u ribolovnim područjima Drava-Dunav-Sava". Zbornik predavanja 14-23. Osijek, Jun 2006.

8. Skorić, S., **Višnjić-Jeftić, Ž.**, Hegediš, A., Gačić, Z., Đikanović, V., Poleksić, V., Rašković, B. and Lenhardt, M. (2008). Diet of cormorant (*Phalacrocorax carbo* L.) at Special Reserve of "Stari Begej-Carska bara" in northern Serbia. Symposium on Interactions Between Social, Economic and Ecological Objectives of Inland Commercial, Recreational Fisheries and Aquaculture. Antalya, Turkey, 21-24 May 2008.

9. Lenhardt, M., Gacčić, Z., Vuković-Gačić, B., Poleksić, V., **Višnjić-Jeftić, Ž.**, Kolarević, S. and Jarić, I. (2011). Ecological status of Serbian rivers based on an 4 ichthyological assessment. *Studia Universitatis Vasile Goldis Arad, Seria Stiintele Vietii*, 21 (4), pp. 855-860. **бр. хетероцитата: 4**

10. Skorić, S., Mićković, B., **Višnjić-Jeftić, Ž.**, Hegediš, A. and Regner, S. (2011). Further contribution related to identification of conditions for the use of river hopper barges as aquaculture facilities. Conference Proceedings, 5th International Conference Aquaculture and Fishery, Belgrade, Serbia, 1-3 Jun, p. 279-284.

11. Smederevac-Lalić, M., Regner, S., Hegediš, A., Kalauzi, A., **Višnjić-Jeftić, Ž.**, Pucar, M., Cvijanović, G. and Lenhardt, M. (2011). Commercial fisheries on Danube in Serbia. Conference Proceedings, 5th International Conference Aquaculture and Fishery, Belgrade, Serbia, 1-3 Jun, p. 189-194.

2.1.6. Саопштење са међународног скупа штампано у изводу (M34):

12. **Visnjić-Jeftić, Ž.**, Vukov, T., Hegediš, A., Skorić, S., Gačić, Z. and Lenhardt, M. (2007). Geometrical morphometry characteristics of Pontic shad (*Alosa pontica*) in the lower Danube region. XII European Congress of Ichthyology. Cavtat, Croatia, 9-13 Septembar 2007.

13. Lenhardt, M., Đorđević, D., Sakan, S., Jarić, I., **Višnjić-Jeftić, Ž.**, Cvijanović, G., Smederevac-Lalić, M., Hegediš, A., Gačić, Z. and Mićković, B. (2008). Heavy metal analyses of sterlet (*Acipenser ruthenus* L.) from Danube and Tisza River. XXXII Scientific Conference on Fisheries and Aquaculture; Proceedings of the International Workshop on Sturgeon Conservation and Breeding, Szarvas, Hungary, 15-16 May 2008, 45-46.

14. Lenhardt, M., Gyore, K., Smederevac-Lalić, M., Hegediš, A., Mićković, B., Gačić, Z., Jarić, I., Cvijanović, G. and **Višnjić-Jeftić, Ž.** (2008). Activity plan for the conservation of sterlet (*Acipenser ruthenus* L.) in Serbia and Hungary. XXXII Scientific Conference on Fisheries and Aquaculture; Proceedings of the 5 International Workshop on Sturgeon Conservation and Breeding, Szarvas, Hungary, 15-16 May 2008, 49-50.

15. Lenhardt, M., Hegediš, A., Gačić, Z., Jarić, I., Cvijanović, G., Smederevac-Lalić, M., **Višnjić-Jeftić, Ž.** and Mićković, B. (2008). Status of sterlet (*Acipenser ruthenus*) in Serbia. XXXII Scientific Conference on Fisheries and Aquaculture; Proceedings of the International Workshop on Sturgeon Conservation and Breeding, Szarvas, Hungary, 15-16 May 2008, 15-16.

16. Lenhardt, M., Poleksić, V., Cvijanović, G., Jarić, I., **Višnjić-Jeftić, Ž.**, Smederevac-Lalić, M., Hegediš, A., Gačić, Z. and Mićković, B. (2008). Histopathological analyses of sterlet (*Acipenser ruthenus* L.) vital organs as indicators of population condition. XXXII Scientific

Conference on Fisheries and Aquaculture; Proceedings of the International Workshop on Sturgeon Conservation and Breeding, Szarvas, Hungary, 15-16 May 2008, 47-48.

17. Lenhardt, M., Navodaru, I., Vassilev, M., **Višnjić-Jeftić, Ž.**, Skorić, S. and Smederevac-Lalić, M. (2009). Status of Pontic shad (*Alosa immaculata* Bennett, 1835) in Lower Danube Region. Proceedings of the International Workshop on the Restoration of Fish Populations, Düsseldorf, Germany, 1-5 September 2009, p. 36.

18. Smederevac-Lalić, M., Jarić, I., **Višnjić-Jeftić, Ž.**, Skorić, S., Cvijanović, G., Gačić, Z. and Lenhardt, M. (2009). Status of sturgeon populations in Lower Danube Region and possibilities for their better investigation and protection. Conference proceedings, International Workshop on the Restoration of Fish Populations, Düsseldorf, Germany, 01-05 September 2009, p. 70.

19. Lenhardt, M., Gačić, Z., Vuković-Gačić, B., Jarić, I., **Višnjić-Jeftić, Ž.**, Cvijanović, G. and Nikčević, M. (2010). Status of rivers in Serbia based on ichthyological investigation. Abstracts book, International Conference "Natural and Artificial Ecosystems in the Somes-Cris-Mures-Tisa river Basins", May 7-8 2010, Arad, Romania, p. 83.

20. Gačić, Z., Kolarević, S., **Višnjić-Jeftić, Ž.**, Jarić, I., Hegediš, A., Knežević-Vukčević, J., Vuković-Gačić, B. and Lenhardt, M. (2011). The analysis of genotoxic effect of trace elements on erythrocytes of barbel (*Barbus barbus*) with standard alkalyne comet assay. Book of Abstracts, Annual Meeting of the European Environmental Mutagen Society, July 4-7 2011, Barcelona, Spain, p. 107.

2.1.7. Рад у врхунском часопису националног значаја (M51):

21. Regner, S., Mićković, B., Skorić, S., **Višnjić-Jeftić, Ž.** and Hegediš, A. (2010). The Possibility of Using River Hopper Barges as Aquaculture Facilities. Acta Agriculturae Serbica 15 (30), 107-115.

2.1.8. Рад у националном часопису (M53):

22. Smederevac, M., **Višnjić, Ž.** and Hegediš, A. (2001). New data of distribution of the Gobies (gen. *Neogobius*; fam. Gobidae) in Yugoslav course of the Danube River. Ichthyologia 3 (1), 77-80. 6

23. Lenhardt, M., Hegediš, A., Mićković, B., **Višnjić-Jeftić, Ž.**, Smederevac, M., Jarić, I., Cvijanović, G. and Gačić, Z. (2006). First record of the North American paddlefish (*Polyodon spathula* Walbaum, 1792) in the Serbian part of the Danube River. Archive of Biological Sciences 58 (3), 27P-28P.

24. Skorić, S., Mićković, B., Regner, S., **Višnjić-Jeftić, Ž.** and Hegediš, A. (2010). The use of river hopper barges as facilities for aquaculture: the growth characteristics of carp (*Cyprinus carpio*) depending on stocking density. Journal of Agricultural Sciences 55 (2), 147-155.

2.1.9. Одбрањена докторска дисертација (M71):

25. **Вишњић-Јефтић, Ж.** (2012). Еколошка и токсиколошка истраживања црноморске харинге (*Alosa immaculata* Bennet, 1835) у Дунаву у Србији. Биолошки факултет, Универзитет у Београду, pp 114.

2.2. Библиографија од избора у звање научни сарадник

2.2.1. Рад у међународном часопису изузетних вредности (M21a):

26. Sunjog, K., Kolarević, S., Kračun-Kolarević, M., **Višnjić-Jeftić, Ž.**, Skorić, S., Gačić, Z.,

Lenhardt, M., Vasić, N. and Vuković-Gačić, B. (2016). Assessment of the status of three water bodies in Serbia based on the tissue metal and metalloid concentration (ICP-OES) and genotoxicity (comet assay). *Environmental Pollution*, 213, 600-607. **M21a=7,14; IF: 5,099; Environmental Sciences (20/229); бр. хетероцитата: 28**

27. Kostić, J., Kolarević, S., Kračun-Kolarević, M., Aborgiba, M., Gačić, Z., Paunović, M., **Višnjić-Jeftić, Ž.**, Rašković, B., Poleksić, V., Lenhardt, M. and Vuković-Gačić, B. (2017). The impact of multiple stressors on the biomarkers response in gill and liver of freshwater breams during different seasons. *Science of the Total Environment*, 601, 1670-1681. **M21a=5,56; IF: 4,900; Environmental Sciences (22/229); бр. хетероцитата: 47**

2.2.2. Рад у врхунском међународном часопису (M21):

28. Skorić, S., **Višnjić-Jeftić, Ž.**, Jarić, I., Đikanović, V., Mićković, B., Nikčević, M. and Lenhardt, M. (2012). Accumulation of 20 elements in great cormorant (*Phalacrocorax carbo*) and its main prey, common carp (*Cyprinus carpio*) and Prussian carp (*Carassius gibelio*). *Ecotoxicology and Environmental Safety*, 80, 244-251. **M22=5; IF: 2,340; Environmental Sciences (53/193), Toxicology (38/83); бр. хетероцитата: 44**

29. Sunjog, K., Gačić, Z., Kolarević, S., **Višnjić-Jeftić, Ž.**, Jarić, I., Knežević-Vukčević, J., Vuković-Gačić, B. and Lenhardt, M. (2012). Heavy Metal Accumulation and the Genotoxicity in Barbel (*Barbus barbus*) as Indicators of the Danube River Pollution. *Scientific World Journal*, 351074. **M21=6,67; IF: 1,730; Multidisciplinary Sciences (13/56); бр. хетероцитата: 44**

30. Subotić, S., Spasić, S., **Višnjić-Jeftić, Ž.**, Hegediš, A., Krpo-Četković, J., Mićković, B., Skorić, S. and Lenhardt, M. (2013). Heavy metal and trace element bioaccumulation in target tissues of four edible fish species from the Danube River (Serbia). *Ecotoxicology and Environmental Safety*, 98, 196-202. **M21=6,67; IF=2,482; Environmental Sciences (73/216), Toxicology (41/87); бр. хетероцитата: 111**

31. Subotić, S., **Višnjić-Jeftić, Ž.**, Spasić, S., Hegediš, A., Krpo-Četković, J. and Lenhardt, M. (2013). Distribution and accumulation of elements (As, Cu, Fe, Hg, Mn, and Zn) in tissues of fish species from different trophic levels in the Danube River at the confluence with the Sava River (Serbia). *Environmental Science and Pollution Research*, 20(8), 5309-5317. **M21=8; IF: 2,757; Environmental Sciences (55/216); бр. хетероцитата: 52**

32. Jovičić, K., Nikolić, D., **Višnjić-Jeftić, Ž.**, Đikanović, V., Skorić, S., Stefanović, S., Lenhardt, M., Hegediš, A., Krpo-Četković, J. and Jarić, I. (2014). Mapping differential elemental accumulation in fish tissues: assessment of metal and trace element concentrations in wels catfish (*Silurus glanis*) from the Danube River by 8 ICP-MS. *Environmental Science and Pollution Research*, 22(5), 3820-3827. **M21=5; IF: 2,828; Environmental Sciences (54/223); бр. хетероцитата: 42**

33. Rašković, B., Poleksić, V., **Višnjić-Jeftić, Ž.**, Skorić, S., Gačić, Z., Djikanović, V., Jarić, I. and Lenhardt, M. (2015). Use of histopathology and elemental accumulation in different organs of two benthophagous fish species as indicators of river pollution. *Environmental Toxicology*, 30(10), 1153-1161. **M21=6,67; IF: 3,197; Environmental Sciences (47/223), Toxicology (24/88), Water Resources (6/83); бр. хетероцитата: 24**

2.2.3. Рад у истакнутом међународном часопису (M22):

34. Lenhardt, M., Jarić, I., **Višnjić-Jeftić, Ž.**, Skorić, S., Gačić, Z., Pucar, M. and Hegediš, A. (2012). Concentrations of 17 elements in muscle, gills, liver and gonads of five economically important fish species from the Danube River. *Knowledge and Management of Aquatic Ecosystems*, 407. **M22=5; IF: 1,520; Fisheries (21/50), Marine & Freshwater Biology (46/97); бр. хетероцитата: 26**

35. Višnjić-Jeftić, Ž., Lenhardt, M., Vukov, T., Gačić, Z., Skorić, S., Smederevac-Lalić, M. and Nikčević, M. (2013). The geometric morphometrics and condition of Pontic shad, *Alosa immaculata* (Pisces: Clupeidae) migrants to the Danube River. Journal of Natural History, 47 (15-16), 1121-1128. **M22=5; IF:0,953; Biodiversity Conservation (19/37), Ecology (102/134); бр. хетероцитата: 3**

36. Đikanović, V., Skorić, S., Lenhardt, M., Smederevac-Lalić, M., **Višnjić-Jeftić, Ž.,** Spasić, S. and Mićković, B. (2014). Review of sterlet (*Acipenser ruthenus* L. 9 1758) (Actinopterygii: Acipenseridae) feeding habits in the River Danube, 1694– 852 river km. Journal of Natural History, 49(5-8), 411-417. **M23=5; IF: 0,881; Biodiversity Conservation (26/44), Ecology (115/145); бр. хетероцитата: 8**

37. Subotić, S., Višnjić-Jeftić, Ž., Spasić, S., Hegediš, A., Krpo-Četković, J. and Lenhardt, M. (2015). Concentrations of 18 Elements in Muscle, Liver, Gills, and Gonads of Sichel (*Pelecus cultratus*), Ruffe (*Gymnocephalus cernua*), and European Perch (*Perca fluviatilis*) in the Danube River near Belgrade (Serbia). Water Air and Soil Pollution, 226 (9). **M22=5; IF: 1,685; Environmental Sciences (106/216), Meteorology & Atmospheric Sciences (40/76), Water Resources (31/81); бр. хетероцитата: 11**

2.2.4. Рад у међународном часопису (M23):

38. Lenhardt, M., Jarić, I., Cvijanović, G., Kolarević, J., Gačić, Z., Smederevac-Lalić, M. and **Višnjić-Jeftić, Ž.** (2012). Comparison of morphological characters between wild and cultured sterlet (*Acipenser ruthenus* L.). Slovenian Veterinary Research, 49 (4): 177-184. **M23=3; IF: 0,647; Veterinary Sciences (86/142); бр. хетероцитата: 5**

39. Jovičić, K., Lenhardt, M., **Višnjić-Jeftić, Ž.,** Đikanović, V., Skorić, S., Smederevac-Lalić, M., Jaćimović, M., Gačić, Z., Jarić, I. and Hegediš, A. (2014). Assessment of Fish Stocks and Elemental Pollution in the Danube, Sava and Kolubara Rivers on the territory of the City of Belgrade, Serbia. Acta Zoologica Bulgarica, Suppl. 7, 179-184. **M23=1,88; IF: 0,532; Zoology (134/154); бр. хетероцитата: 10**

40. Jaćimović, M., Lenhardt, M., **Višnjić-Jeftić, Ž.,** Jarić, I., Gačić, Z., Hegediš, A. and Krpo-Četković, J. (2015). Elemental Concentration in Different Tissue of 10 European Perch and Black Bullhead from Sava River. Slovenian Veterinary Research, 52 (2): 57-65. **M23=3; IF: 0,314; Veterinary Sciences (107/132); бр. хетероцитата: 5**

41. Smederevac-Lalić, M., Skorić S., **Višnjić-Jeftić, Ž.,** Đikanović, V. and Mićković B. (2015). Growth and Weight-Length Relationship of Burbot *Lota lota* (L.) (Lotidae) in the Danube River at Backa Palanka (Serbia), Acta Zoologica Bulgarica, 67 (1), 97-103. **M23=3; IF: 0,532; Zoology (134/154); бр. хетероцитата: 2**

42. Jovičić, K., Janković, S., **Višnjić-Jeftić, Ž.,** Skorić, S., Đikanović, V., Lenhardt, M., Hegediš, A., Krpo-Četković, J. and Jarić, I. (2016). Mapping Differential Elemental Element Accumulation in Fish Tissues: Importance of Fish Tissue Sampling Standardization. Archives of Biological Science, 68(2), 303-309. **M23=2,14; IF: 0,718; Biology (68/85); бр. хетероцитата: 7**

43. Lenhardt, M., Navodaru, I., Vassilev, M., Kalauzi, A., Regner, S., **Višnjić-Jeftić, Ž.,** Tošić, K. and Smederevac-Lalić, M. (2016). Model of the Pontic Shad *Alosa Immaculata* (Bennet, 1835) and Anchovy *Engraulis encrasicolus* (Linnaeus, 1758) Catch in the Danube River and Black Sea for Period 1920-2008. Acta Zoologica Bulgarica, 68(4), 557-561. **M23=2,5; IF: 0,532; Zoology (134/154); бр. хетероцитата: 2**

2.2.5. Саопштење са међународног скупа штампано у целини (M33):

44. Skorić S., Smederevac-Lalić M., **Višnjić-Jeftić Ž,** Hegediš A. and Mićković B. (2013). Relationships of otolith size to total length of the burbot (*Lota lota*) from the Danube River.

Proceedings of the IV international conference "Water and Fish", June, 12-14. Belgrade, Serbia, 158-163.

45. Smederevac-Lalić, M., Zarić, V., Hegediš, A., Lenhardt, M., Mićković, B., **Višnjić-Jeftić, Ž.**, Pucar, M. and Cvijanović, G. (2013). The marketing channels of fish caught in large Serbian Rivers. Conference proceedings VI international conference "Water & Fish", June 12-14, 2013, Belgrade, Serbia, pp. 457-462.

46. Spasić S., Smederevac-Lalić M., Pucar M., Jarić I., Mićković B., Skorić S., **Višnjić-Jeftić Ž.** and Hegediš A. (2013). Importance of the quality of catch statistic data for the sustainable use of fish resources in Serbia. Proceedings of the 11 12th International Scientific Conference "Sinergija", March 29, Bijeljina, Bosnia and Herzegovina, 697-702.

47. Spasić S., **Višnjić-Jeftić Ž.**, Smederevac-Lalić M., Pucar M., Jarić I., Mićković B., Skorić S. and Lenhardt M. (2013). Meat quality of commercial fish species in the Danube from the aspect of heavy metal presence. Proceedings of the 12th International Scientific Conference "Sinergija", March 29, Bijeljina, Bosnia and Herzegovina, 703-707.

48. Jovičić, K., **Višnjić-Jeftić, Ž.**, Skorić, S., Smederevac-Lalić, M., Nikolić, M.D., Đikanović, V., Jarić, I., Lenhardt, M. and Hegediš, A. (2015). Assessment of the metal and trace element contents in tissues of four commercial fish species from the Danube River, Belgrade. In: Conference proceedings of 7th International Conference "WATER & FISH", Faculty of Agriculture, Belgrade, Zemun, Serbia, Jun, 10-12. 2015, pp: 94-100.

49. Skorić, S., **Višnjić-Jeftić Ž.**, Smederevac-Lalić M., Jovičić, K. and Hegediš, A. (2015). Elements concentrations in tissue of chub (*Squalius cephalus*) from reservoirs of National Park "Tara". In: Conference proceedings of 7th International Conference "WATER & FISH", Faculty of Agriculture, Belgrade, Zemun, Serbia, Jun, 10-12. 2015, pp: 472-479.

2.2.6. Саопштење са међународног скупа штампано у изводу (M34):

50. Lenhardt, M., Jarić, I., Skorić, S., Smederevac-Lalić, M., Cvijanović, G., Djikanović, V., **Višnjić-Jeftić, Ž.**, Hegediš, A., Mićković, B., Nikčević, M., Jovičić, K., Jaćimović, M. and Gačić, Z. (2014). Different possibilities for tracking sturgeon migration and habitat mapping in the Danube river. International 12 Congress on the Biology of Fish, 3-7 August, 2014, Heriot-Watt University, Edinburgh, UK, Book of Abstracts, 142-143. – ID=1079.

51. **Višnjić-Jeftić, Ž.**, Gačić, Z., Đikanović, V., Jarić, I., Jovičić, K., Lenhardt, M., Pucar, M., Skorić, S., Smederevac-Lalić, M., Hegediš, A. and Cvijanović, G. (2014). Assessment of stocks and meat quality of fishery resources in the Danube, Sava and Kolubara rivers on the territory of the city of Belgrade. 40th Conference of the International Association of Danube Research (IAD), 40, Bulgaria, 17- 20. June 2014, p.42.

2.2.7. Рад у националном часопису (M53):

52. **Višnjić-Jeftić Ž.**, Gačić Z, Skorić S., Smederevac-Lalić M., Djikanović V. and Mićković B. (2014). Population Structure of Burbot (*Lota Lota* L.) in the Danube. Water Research and Management, Vol. 4, No. 2 (2014) 43-47.

2.3. Библиографија од избора у звање виши научни сарадник

2.3.1. Монографска студија/поглавље у књизи М11 или рад у тематском зборнику водећег међународног значаја (M13):

53. Lenhardt, M., Smederevac-Lalić, M., Hegediš, A., Skorić, S., Cvijanović, G., **Višnjić-Jeftić, Ž.**, Đikanović, V., Jovičić, K., Jaćimović, M. and Jarić, I. (2020). Human impact on

fish fauna in the Danube River in Serbia: current status and ecological implications,. In: Human impact on Danube watershed biodiversity in the XXI century. Springer, Cham, Switzerland; p. 257-280. (Eds. Banaduc, D., Curtean-Banaduc, A., Pedrotti, F., Cianfaglione, K., Akeroyd, J.R.), Springer. **M13=2,2; број хетероцитата: 12**

2.3.2. Рад у врхунском међународном часопису (M21):

54. Radonjić, M., Subotić, S., **Višnjić-Jeftić, Ž.**, Mrdak, D. and Ćirović, D. (2023). Assessment of macro-, trace- and toxic elements in Small Indian mongoose, *Herpestes auropunctatus* (Hodgson, 1836), from Montenegro: potential use for biomonitoring. Environmental Science Pollution Research, 30, 60514–60523. <https://doi.org/10.1007/s11356-023-26885-7> **M21=8; IF:5,8; Environmental Sciences (67/275); број хетероцитата: 0**

55. Jaćimović, M., Smederevac-Lalić, M., Nikolić, D., Cvijanović, G., Spasić, S., **Višnjić-Jeftić, Ž.**, Skorić, S. and Krpo-Ćetković, J. (2023). Changes to fish assemblage following the selective removal of black bullhead (*Ameiurus melas*). Aquatic Conserv: Marine Freshwater Ecosystem, 33, 981–994. <https://onlinelibrary.wiley.com/doi/10.1002/aqc.3986>. **M21=6,67; IF:2,5; Environmental Sciences (164/275); Marine & Freshwater Biology (23/108); Water Resources (46/99); број хетероцитата: 2**

56. Kostić, J., Đorđević Aleksic, J., **Višnjić-Jeftić, Ž.**, Nikolić, D., Marković, Z., Kračun-Kolarević, M., Tasić, A. and Jaćimović, M. (2024). Aliens Among Us: Sensitivity of the Invasive Alien Fish Black Bullhead *Ameiurus melas* as a Bioindicator of Pollution and Its Safety for Human Consumption. Toxics, 12, 849. <https://doi.org/10.3390/toxics12120849>. **M21=6,67; IF:3,9; Environmental Sciences (97/275); Toxicology (20/94); број хетероцитата: 0**

2.3.3. Рад у истакнутом међународном часопису (M22):

57. Sunjog, K., Kolarević, S., Kračun-Kolarević, M., **Višnjić-Jeftić, Ž.**, Gačić, Z., Lenhardt, M. and Vuković-Gačić, B. (2019). Seasonal variation in metal concentration in various tissues of the European chub (*Squalius cephalus* L.). Environmental Science and Pollution Research, 26, 9232–9243. <https://link.springer.com/article/10.1007/s11356-019-04274-3> **M22=5; IF:3,306; Environmental Sciences (85/275); број хетероцитата: 16**

58. Kostić-Vuković, J., Kolarević, S., Kračun-Kolarević, M., **Višnjić-Jeftić, Ž.**, Rašković B., Poleksic, V., Gačić, Z., Lenhardt, M. and Vuković-Gačić, B. (2021). Temporal variation of biomarkers in common bream *Abramis brama* (L., 1758) exposed to untreated municipal wastewater in the Danube River in Belgrade, Serbia. Environmental Monitoring and Assessment, 193(8), 465. doi: 10.1007/s10661-021-09232-6. **M22=3,57; IF:3,42; Environmental Sciences (155/275); број хетероцитата: 7**

59. Subotić, S., **Višnjić-Jeftić, Ž.**, Bojović, S., Đikanović, V., Krpo-Ćetković, J. and Lenhardt, M. (2021). Seasonal variation of macro-, micro-, and toxic elements in tissues of vimba bream (*Vimba vimba*) from the Danube River near Belgrade, Serbia. Environmental Science and Pollution Research, 28, 63087-63101. <https://link.springer.com/article/10.1007/s11356-021-15073-0>. **M22=5; IF: 5,053; Environmental Sciences (99/275); број хетероцитата: 6**

60. Kostić-Vuković, J., Kolarević, S., Sunjog, K., Subotić, S., **Višnjić-Jeftić, Ž.**, Rašković, B., Poleksić, V., Vuković-Gačić, B. and Lenhardt, M. (2023). Combined use of biomarkers to assess the impact of untreated wastewater from the Danube River, Serbia. Ecotoxicology, 32, 583–597. <https://doi.org/10.1007/s10646-023-02663-6>. **M22=3,57; IF:2,5; Ecology:74/171; Environmental Sciences: 164/275; Toxicology:(57/94); број хетероцитата: 0**

2.3.4. Рад у међународном часопису (M23):

61. Subotić, S., **Višnjić-Jeftić, Ž.**, Penezić, A. and Ćirović, D. (2017). Concentrations of

selected elements in liver tissue of Grey Wolves (*Canis lupus*) from Serbia. Bulletin of Environmental Contamination and Toxicology, 99, 701-705. <https://link.springer.com/article/10.1007/s00128-017-2209-0>. M23=3; IF:1,48; Environmental Sciences (150/275); Toxicology (48/94); број хетероцитата: 3

62. Smederevac-Lalić, M., Kalauzi, A., Regner, S., Navodaru, I., **Višnjić-Jeftić, Ž.**, Gačić, Z. and Lenhardt, M. (2018). Analysis and forecast of Pontic shad (*Alosa immaculata*) catch in the Danube River. Iranian Journal of Fisheries Science, 17 (3), 443-457. <https://link.springer.com/article/10.1007/s00128-017-2209-0>. M23=3; IF: 0,495; Fisheries (47/55); број хетероцитата: 3

63. Subotić, S., **Višnjić-Jeftić, Ž.**, Đikanović, V., Spasić, S., Krpo-Četković, J. and Lenhardt, M. (2019). Metal Accumulation in Muscle and Liver of the Common Nase (*Chondrostoma nasus*) and Vimba Bream (*Vimba vimba*) from the Danube River, Serbia: Bioindicative Aspects. Bulletin of Environmental Contamination and Toxicology, 103(2), 261–266. <https://link.springer.com/article/10.1007/s00128-019-02657-3>. M23=3; IF:1,657; Environmental Sciences (189/265); Toxicology (82/92); број хетероцитата: 6

64. Subotić, S., **Višnjić-Jeftić, Ž.**, Lenhardt, M. and Krpo-Četković, J. (2021). Growth and condition of vimba bream *Vimba vimba* (L., 1758) (Actinopterygii: Cyprinidae) from commercial fisheries in the Danube River near Belgrade, Serbia. Acta Zoologica Bulgarica, 73(2), 261-267. M23=3; IF: 0,362, Zoology (172/177); број хетероцитата: 0

65. Milošević, I., Živković, S., Momčilović, M., **Višnjić-Jeftić, Ž.**, Veselinović, M., Marković, I. and Marković, D. (2025). Field experiment on the uptake of lead, strontium, cobalt, and nickel in the wood and bark of spruce (*Picea abies* L.) and Douglas-fir (*Pseudotsuga menziesii* Mirb.). Journal of the Serbian Chemical Society. <https://doiserbia.nb.rs/Article.aspx?ID=0352-51392500009M>. M23=3; IF: 0,9; Chemistry, Multidisciplinary (149/175); број хетероцитата: 0

2.3.5. Рад у националном часопису међународног значаја (M24):

66. Spasić, S., Subotić, S., **Višnjić-Jeftić, Ž.** and Lenhardt, M. (2020). Application of Different Classification Methods to Determine the Developmental Stage of Fish Erythrocytes of the Common Nase (*Chondrostoma nasus*) and Vimba Bream (*Vimba vimba*). Pattern Recognition and Image Analysis, 30(1), 43-51. <https://link.springer.com/article/10.1134/S1054661820010150>. M24=2; број хетероцитата: 2

2.3.6. Саопштење са међународног скупа штампано у целини (M33):

67. Hegediš, A., Simonović, P., Smederevac-Lalić, M., Skorić, S., **Višnjić-Jeftić, Ž.**, Jaćimović, M., Jovičić, K., Lenhardt, M., Mićković, B., Nikčević, M., Gačić, Z., Nikolić, V., Tošić, A., Škraba Jurlina, D., Kanjuh, T. and Regner, S. (2018). Different aspect of sustainable use of fish resources in Serbia for the period 2006-2017. 8th International Conference "Water & Fish" – Conference Proceedings, 51-56. M33=0,36

68. Jovičić, K., **Višnjić-Jeftić, Ž.**, Jarić, I., Subotić, S., Hegediš, A. and Lenhardt, M. (2018). Literature survey on fish tissues contamination by heavy metals and elements in the Danube River, from 1433-845rkm. 8th International Conference "Water & Fish" – Conference Proceedings, 386-393. M33=1

69. Subotić, S., **Višnjić-Jeftić, Ž.**, Krpo-Četković, J. and Lenhardt, M. (2018). Age, growth, and length-weight relationship of common nase (*Chondrostoma nasus*) in the Danube River near Belgrade (Serbia). Geomorphologia Slovaca et Bohemica – Conference Proceedings 1, 46-50. M33=1

70. Spasić, S., Subotić S., **Višnjić-Jeftić, Ž.** and Lenhardt, M. (2019). Determination of the

development stage of erythrocytes in the common nase (*Chondrostoma nasus*) using different classification methods. 14th International Conference on Pattern Recognition and Information Processing – PRIP2019, Minsk, Belarus, Revised Selected Papers, 414-419. M33=1

2.3.7. Саопштење са међународног скупа штампано у изводу (M34):

71. Subotić, S., Gavrilović, M., **Višnjić-Jeftić, Ž.**, Krpo-Četković, J. and Lenhardt, M. (2018). Growth parameters of vimba bream (*Vimba vimba*) in the Danube River near Belgrade (Serbia). The 42nd IAD Conference 2018, Smolenice, Slovakia – Book of Abstracts, 48.

72. Subotić, S., **Višnjić-Jeftić, Ž.**, Krpo-Četković, J. and Lenhardt, M. (2018). Age, growth, and length-weight relationship of common nase (*Chondrostoma nasus*) in the Danube River near Belgrade (Serbia). The 42nd IAD Conference 2018, Smolenice, Slovakia – Book of Abstracts, 49.

73. Gačić, Z., Kostić-Vuković, J., Kolarević, S., Kračun-Kolarević, M., Sunjog, K., **Višnjić-Jeftić, Ž.**, Rašković, B., Poleksić, V., Lenhardt, M. and Vuković-Gačić, B. (2019). Bioassays in assessment of genotoxicity and toxicity of freshwater bodies. 47th Annual Meeting of EEMGS, Rennes, France – Book of Abstracts, 19-23.

74. Jovičić, K., Subotić, S., **Višnjić-Jeftić, Ž.**, Krpo-Četković, J., Hegediš, A., Lenhardt, M. (2019). Age-related differences in element concentration in tissues of ruffe (*Gymnocephalus cernua*) and European perch (*Perca fluviatilis*), caught in the Danube River near Belgrade, 7th Aquatic biodiversity international conference, Sibiu, Romania – Book of Abstracts, 26.

75. Kostić-Vuković, J., Kolarević, S., Kračun-Kolarević, M., Sunjog, K., **Višnjić-Jeftić, Ž.**, Gačić, Z., Rašković, B., Poleksić, V., Lenhardt, M. and Vuković-Gačić, B. (2019). Bioassays in assessment of environmental pollution. International Conference Adriatic Biodiversity Protection – AdriBioPro2019, Kotor, Montenegro. Institute of Marine Biology, University of Montenegro – Book of Abstracts, 115.

76. Subotić, S., **Višnjić-Jeftić, Ž.** and Lenhardt, M. (2019). Erythrocyte morphometry in pontic shad (*Alosa immaculata*). 7th Aquatic Biodiversity International Conference, Sibiu, Romania – Book of Abstracts, 20.

77. Sunjog, K., Kolarević, S., Kračun-Kolarević, M., Kostić-Vuković, J., **Višnjić-Jeftić, Ž.**, Gačić, Z., Lenhardt, M. and Vuković-Gačić, B. (2019). Significance of genotoxicity and toxicity evaluation of freshwater bodies. International Conference Adriatic Biodiversity Protection – AdriBioPro2019, Kotor, Montenegro. Institute of Marine Biology, University of Montenegro – Book of abstracts, 114.

78. Đorđević, J., Kostić-Vuković, J., Sunjog, K., **Višnjić-Jeftić, Ž.**, Subotić, S., Gačić, Z., Lenhardt, M. and Vuković-Gačić, B. (2021). Genotoxicity assessment of Danube River: in situ and in vitro methods. 43rd IAD Conference, Rivers and Floodplains in the Anthropocene: Upcoming Challenges in the Danube River Basin - Book of Abstracts, 18.

79. Jaćimović, M., Smederevac-Lalić, M., Nikolić, D., Cvijanović, G., Spasić, S., **Višnjić-Jeftić, Ž.**, Skorić, S. and Krpo-Četković, J. (2022). Effects of selective removal of the black bullhead (*Ameiurus melas*) on other non-native fish populations in the Ponjavica Nature Park (Serbia). Joint ESENIAS and DIAS Scientific Conference 2022 and 11th ESENIAS Workshop 'Invasive alien species under conditions of global. Book of Abstract, 99.

80. Jaćimović M., Nikolić D., Cvijanović G., **Višnjić-Jeftić Ž.**, Skorić S. and Smederevac-Lalić M. (2023). Results of selective removal of the black bullhead (*Ameiurus melas*) in two different lentic systems. Joint ESENIAS and DIAS Scientific Conference and 12th ESENIAS Workshop Globalisation and invasive alien species in the Black Sea and Mediterranean

regions – management challenges and regional cooperation – Book of Abstract.

81. Višnjić-Jeftić, Ž., Rašković, B., Poleksić, V., Subotić, S. and Lenhardt, M. (2023). Difference in element accumulation and histopathology of Pontic shad (*Alosa immaculata*) migrants caught in the Danube River in interval of one decade. 144th IAD Conference, February 6-9, 2023, Krems, Austria – Book of Abstract, 33.

82. Jasnić, N., Subotić, S., Višnjić-Jeftić, Ž. and Lenhardt, M. (2023). Comparative evaluation of liver enzymes activities in Vimba bream and Common nase living under the same ecotoxicological conditions. 144th IAD Conference, February 6-9, 2023, Krems, Austria – Book of Abstract, 66.

83. Kostić-Vuković, J., Sunjog, K., Kolarević, S., Višnjić-Jeftić, Ž., Subotić, S., Đorđević Aleksić, J., Lenhardt, M. and Vuković-Gačić, B. (2023). Impact of wastewater effluents at two sites at Danube river: genotoxicological assessment. 13. International Congress of the Serbian Society of Toxicology & 1. TOXSEE Regional Conference, Belgrade, Serbia, 2023 - Book of abstracts, 72.

84. Djordjevic Aleksić, J., Kostić, J., Sunjog, K., Nikolić, D., Cvijanović, G., Smederevac-Lalić, M., Višnjić Jeftić, Ž. and Jaćimović, M. (2024). Early warning signals of genotoxic compounds in native and invasive fish: A case study from Sava Lake. 52nd EEMGS and 15th ICAW meeting; Rovinj, Croatia, 23rd – 27th September 2024, Archives of Industrial Hygiene and Toxicology Vol. 75/Suppl.1. ISSN: 1848-6312 – Book of Abstract, 123.

85. Kostić, J., Đorđević-Aleksić, J., Sunjog, K., Višnjić Jeftić, Ž., Nikolić, D., Marković, Z., Kračun-Kolarević, M., Tasić, A. and Jaćimović, M. (2024). Aliens among us: invasive alien fish as bioindicator organisms and food source. Abstracts of the 52nd EEMGS & 15th ICAW Meeting, 2024, EEMGS i Hrvatsko genetičko društvo. ISSN: 0004-1254 – Book of Abstract, 146.

86. Sunjog, K., Đorđević-Aleksić, J., Kostić, J., Subotić, S. and **Višnjić Jeftić, Ž.** (2024). Exploring the link between microplastic and genotoxicity in fish. Abstracts of the 52nd EEMGS & 15th ICAW Meeting, 2024. ISSN: 1848-6312 – Book of Abstract, 185.

87. Kostić, J., Sunjog, K., Đorđević-Aleksić, J., Subotić, S., Smederevac-Lalić, M. and **Višnjić-Jeftić, Ž.** (2025). Exploring the effects of untreated wastewater on metal concentrations and DNA damage in common bream *Abramis brama* (L., 1758) in the Danube River, Serbia. The 45th IAD Conference - Book of Abstracts.

2.3.8. Монографска студија/поглавље у књизи М41 или рад у тематском зборнику водећег националног значаја (М44):

88. Милица Јаћимовић и Жељка Вишњић Јефтић (2024). Фактори угрожавања риба у Србији. Црвена књига фауне Србије V – Рибе. Издавач: Универзитет у Београду – Биолошки факултет, Завод за заштиту природе Србије и Институт за мултидисциплинарна истраживања – Универзитет у Београду. стр. 91-127, (Уредници: Александар Хегедиш и Јасмина Крпо-Ћетковић). ISBN 978-86-80877-86-0. **М44=2**

89. Жељка Вишњић Јефтић (2024). "Преглед угрожених врста риба у фауни Србије - *Acipenser stellatus* (паstrуга)". Црвена књига фауне Србије V – Рибе. Издавач: Универзитет у Београду – Биолошки факултет, Завод за заштиту природе Србије и Институт за мултидисциплинарна истраживања – Универзитет у Београду, стр.173-177, (Уредници: Александар Хегедиш и Јасмина Крпо-Ћетковић). ISBN 978-86-80877-86-0. **М44=2**

90. Жељка Вишњић Јефтић (2024). "Преглед угрожених врста риба у фауни Србије - *Alosa immaculata* (црноморска харинга) ". Црвена књига фауне Србије V – Рибе. Издавач: Универзитет у Београду – Биолошки факултет, Завод за заштиту природе

Србије и Институт за мултидисциплинарна истраживања – Универзитет у Београду, стр. 182-186, (Уредници: Александар Хегедиш и Јасмина Крпо-Ћетковић). ISBN 978-86-80877-86-0. **M44=2**

91. Жељка Вишњић Јефтић (2024). "Преглед угрожених врста риба у фауни Србије - *Oxypometacheilus bureschi* (струмичка брковица)". Црвена књига фауне Србије V – Рибе. Издавач: Универзитет у Београду – Биолошки факултет, Завод за заштиту природе Србије и Институт за мултидисциплинарна истраживања – Универзитет у Београду, стр. 244-247, (Уредници: Александар Хегедиш и Јасмина Крпо-Ћетковић). ISBN 978-86-80877-86-0. **M44=2**

92. Жељка Вишњић Јефтић (2024). "Преглед угрожених врста риба у фауни Србије – *Alosa tanaica* (azovska haringa)". Црвена књига фауне Србије V – Рибе. Издавач: Универзитет у Београду – Биолошки факултет, Завод за заштиту природе Србије и Институт за мултидисциплинарна истраживања – Универзитет у Београду, стр. 383-386, (Уредници: Александар Хегедиш и Јасмина Крпо-Ћетковић). ISBN 978-86-80877-86-0. **M44=2**

2.3.9. Саопштење са скупа националног значаја штампано у целини (M63):

93. Lenhardt, M., Đikanović, V., Hegediš, A., **Višnjić-Jeftić, Ž.**, Skorić, S. and Smederevac-Lalić, M. (2018). Kvalitativno-kuantitativne promene ihtiofaune u protočnim dunavskim akumulacijama posle izgradnje brana đerdapskih hidroelektrana. In: Petanović R, editor. Ekološki i ekonomski značaj faune Srbije: zbornik radova sa naučnog skupa, Beograd: SANU; 2018 - Књига радова, 143–167. **M63=1**

2.4.0. Саопштење са скупа националног значаја штампано у изводу (M64):

94. Kostić-Vuković, J., Kolarević, S., Sunjog, K., **Višnjić-Jeftić, Ž.**, Subotić, S., Vuković-Gačić, B. and Lenhardt, M. (2022). Nivo DNK oštećenja i akumulacije metala u jedinkama *Vimba vimba* (L., 1758) izloženim neprečišćenim otpadnim vodama u reci Dunav, Srbija. Treći kongres biologa Srbije, Zlatibor, Srbija - Knjiga sažetaka, 156. **M64=0,2**

95. Jaćimović M., Smederevac-Lalić, M., Nikolić, D., Cvijanović, G., Spasić, S., **Višnjić-Jeftić, Ž.**, Skorić, S. and Krpo-Ćetković, J.(2022). Утицај селективног излова црног америчког патуљастог сома (*Ameiurus melas*) на насеље риба у Парку природе "Поњавица". ТРЕЋИ КОНГРЕС БИОЛОГА СРБИЈЕ, Српско биолошко друштво – Књига сажетакa, 161. **M64=0,17**

3. АНАЛИЗА ОБЈАВЉЕНИХ РАДОВА

Преглед објављених радова показује да научно-истраживачки рад др **Жељке Вишњић-Јефтић** обухвата истраживања из неколико области. Према ужим истраживачким областима којима припадају, публикације се могу сврстати у следеће категорије:

А) *Екотоксикологија риба* (анализа метала, металоида и елемената у траговима, генотоксичност, хистопатолошка анализа, анализа биоиндикатора).

Анализу нивоа акумулације метала и елемената у траговима у природним популацијама риба, њихову дистрибуцију у различитим ткивима и органима, ниво концентрације на различитим трофичким нивоима у циљу утврђивања степена

биомагнификације кроз ланце исхране, као и одређивање потенцијала коришћења биоаккумуляције тешких метала и хистопатолошких промена на органима риба као индикатора загађења животне средине обухватају радови **2, 3, 26, 28, 29, 30, 31, 32, 33, 34, 37, 39, 40, 42, 54, 56, 57, 59, 63.**

Рибе су добри биоиндикатори у односу на контаминацију металима и елементима у траговима у воденој средини. У односу на услове у окружењу и метаболизам риба, степен ухрањености или фазу репродуктивног циклуса, може се очекивати сезонска варијација нивоа метала и елемената у ткивима, па је циљ рада **57** била анализа 15 метала и металоида у јетри, шкргама, мишићима и гонадама европског клена (*Squalius cephalus*), током сва 4 годишња доба. Примерци су сакупљени са река Пештан и Бељаница (слив Колубаре). Јединке из обе реке показале су сличности у акумулацији метала, као што је нпр. највећа акумулација већине елемената у шкргама, најнижа акумулација већине елемената у мишићима (осим Hg), и већа акумулација неких елемената током лета (Cu, Fe, Zn). Поред тога, акумулација Cu и Fe показала је већи афинитет за јетру, док су Ba, Cr, Sr и Zn били специфични за шкрге.

У раду број **59**, јединке шљивара (*Vimba vimba*) узорковане су из реке Дунав код Београда, од маја 2016. до маја 2017. године. У узорцима ткива мишића и јетре анализирани су концентрације 25 елемената (макро-, микро- и токсичних елемената). За оба ткива, највеће концентрације елемената примећене су у касно пролеће/рано лето (мај и јун). Већина статистички значајних корелација између елемената била је позитивна у оба ткива. Доприноси Ca, K и Mg у људској исхрани били су у сличном опсегу. Најмања концентрација уочена је за Na, док је Se био знатно изнад препоручене концентрације у храни. Нивои анализираних елемената били су знатно испод МДК (*максимална дозвољена концентрација*) вредности прописаних националним и међународним прописима. Највећа вредност Hg индекса јетре/мишића (>1) забележена је у августу, што може указивати на већу контаминацију на месту узорковања. Моларни однос Se:Hg није мањи од 1, што указује на смањење токсичног потенцијала живе. Вредности THQ (*target hazard quotients*) показале су мале варијације, што утиче и на индекс токсичности.

Сисари из групе карнивора могу бити добри биоиндикатори копнене средине, посебно као предатори са врха ланца исхране, попут сивог вука (*Canis lupus*) и малог мунгоса (*Herpestes auropunctatus*). С обзиром на његову улогу у мрежама исхране, ове врсте могу бити изложене високим концентрацијама потенцијално штетних елемената. Радови **54** и **61** указују на биомагнификацију метала и елемената у врстама које се

налазе на врху ланца исхране. Критеријуми за биоиндикаторске врсте имплицирају да вукови и мунгоси могу послужити за праћење контаминације копнених екосистема.

Осим на нивоу ткива, токсични метали и елементи изазивају промене и на нивоу гена, па је сврсисходно радити и истраживања њихове генотоксичности. Интензивни процеси производње ослобађају велики број агенаса, као и метала и елемената у траговима, највећим делом у акватичне екосистеме, па је потребно тестирати њихов генотоксични потенцијал, а рибе имају способност биоаккумуляције генотоксичних агенаса у ткивима. Процена генотоксичности код неколико врста риба вршена је на основу детекције оштећења ДНК молекула алкалним комет тестом у крви, јетри и шкргама. Параметри за рангирање нивоа оштећења ДНК молекула били су: дужина репа комете, интензитет репа комете и "*olive tail moment*". Паралелно са комет тестом рађене су анализе и концентрације метала методом индуктивно спрегнуте плазма-оптичке емисионе спектрометрије (ICP-OES) (радови **26, 27, 29, 56, 57, 58, 60**).

Токсични метали могу довести и до промена на нивоу ћелије због чега истраживања хистопатолошких промена на ткивима (мишић, јетра, шкрга) могу бити од велике користи у утврђивању њиховог штетног утицаја на нивоу органа/ткива. Хистопатолошке методе примењују се за испитивање ефеката органских и неорганских загађивача, у одређеним ткивима природних популација риба. У раду број **33** процењен је ниво сличности хистопатолошких одговора на загађење у шкргама и јетри код мрене и кечиге из Дунава и упоређен је са концентрацијама елемената у шкргама, јетри и мишићима. Резултати показују да су детектоване концентрације метала вероватно узрок различитих реакција ткива у шкргама и јетри две испитиване врсте риба.

Студија спроведена на дунавском локалитету Вишњица, изложеном испуштању највећег колектора отпадних вода на подручју Београда, представљена је у раду број **58**. У различитим ткивима деверике испитиване су концентрације метала и металоида, као и хистопатолошке промене, током једног репрезентативног месеца сваке сезоне 2014. године. Највеће концентрације испитиваних елемената откривене су у шкргама, а најмање у мишићима. Статистички значајне разлике у концентрацијама елемената између различитих годишњих доба уочене су само у шкргама за Al, Cu и Fe. Концентрације As и Pb у мишићима рибе биле су испод МДК вредности. Резултати рада су показали да су шкрге и јетра риба поуздани биомаркери промена у животној средини.

Еритроцити риба са места еритропоезе (места на којима се синтетишу еритроцити) излазе у циркулацију незрели. Током циркулације, еритроцити повећавају

површину, док њихово једро постаје елиптично и мање сферичног облика током сазревања. Релативна бројност различитих развојних фаза зрелости еритроцита и њихов међусобни однос представља добар индикатор контаминације токсичним материјама. У раду број **66** анализирани су крвни брисеви врсте *Chondrostoma nasus* и *Vimba vimba*, са циљем да се идентификују детерминанте развојних стадијума еритроцита (незрели, средњи или зрели). У овом истраживању користиле су се четири методе класификације: кластерска анализа у два корака, анализа кластера К-средњих вредности, неуронске мреже – вишеслојни перцептрон и OLR модел. Резултати јасно показују да су вишеслојни перцептрон и OLR модели прикладни за класификацију развојних фаза еритроцита обе анализирани врсте.

Б) *Екологија риба* (утврђивање старости, дужинско-тежинских односа, анализа исхране, морфометријских и популационих карактеристика).

Црни амерички патуљаста сомић (*Ameiurus melas*) је једна од најбројнијих и најуспешнијих алохтоних (ненативних) врста риба у слатководним екосистемима Европе. Бројне студије су указале на то да би његово физичко уклањање могло бити потенцијално решење за смањење негативног утицаја који може имати на аутохтоне врсте риба, што је потврђено резултатима рада **55**. Ово истраживање је квантификовало динамику популација како аутохтоних, тако и алохтоних риба у малој, споротекућој низијској реци унутар Парка природе Поњавица у Србији. Уклањање црног америчког патуљастог сомића резултирало је статистички значајним променама у бројности две аутохтоне врсте риба – дошло је до пораста бројности црвенперке (*Scardinius erythrophthalmus*) и смањења бројности уклице (*Alburnus alburnus*).

Процена старости и дужинско-тежинских односа код риба обезбеђује важне демографске параметре којима се процењује стање популација. Рибе током развића пролазе низ фаза у којима се мењају односи дужине и тежине, а овај однос се приказује коефицијентом алометрије, односно фактором регресије b . Вредности фактора алометрије варирају у зависности од старости, пола, врсте, исхране и полне зрелости. Када је $b=3$, тада риба има идеалан алометријски раст (не долази до промена у пропорцијама при расту јединке). Вредности $b<3$ указују на негативан алометријски раст, тј. на то да је пораст дужине јединке већи од пораста тежине у јединици времена, док вредности $b>3$ указују на позитиван алометријски раст са обрнутим трендом. Између осталог, фактор алометрије може послужити и за диференцијацију група или субпопулација у оквиру једне популације (**радови 6, 41 и 64**).

У раду број **64** анализирано је 157 јединки шљивара (*Vimba vimba*) из комерцијалних улова 2016. и 2017. године код Београда, како би се добиле информације о расту и стању популације. Укупна дужина тела узорковане рибе кретала се од 248 до 440 mm, док се телесна маса кретала од 139 до 889 g. У узорку је било присутно пет узрасних класа (од 4+ до 8+), при чему су доминирале јединке узраста 6+. Годишњи дужински раст био је највећи у првој години живота. Највеће средње вредности Фултоновог фактора кондиције забележене су у пролеће 2016. године, а затим у пролеће 2017. године, и то код јединки старости 7+. Сезонске и узрасне разлике вредности фактора кондиције биле су статистички значајне. Недостатак података, степен угрожености у неким европским земљама, наглашавају потребу даљих популационих истраживања ове врсте.

Испитивање геометријске морфометрије код риба представља скуп метода које омогућују статистичку анализу облика и величине, као и директно графичко представљање облика тела. Ова метода се користи за разумевање промене облика тела као и промена у алометрији током развића. У анализи се полази од распореда специфичних тачака на морфолошкој целини. Метода омогућава одвајање величине и облика и њихову независну анализу. Геометријска морфометрија има веома високу статистичку осетљивост, тако да се њеном применом могу детектовати мале промене у облику, што није могуће детектовати традиционалном морфометријом (**радови 35 и 38**).

У раду број **62** анализиран је однос између водостаја Дунава и годишњег улова миграторне дунавске харинге (*Alosa immaculata*) у Румунији. За анализу дугорочних података о водостају реке Дунав и улову дунавске харинге примењене су комбинације различитих метода коришћењем статистичких програма SPSS 13.0 и MATLAB 6. Резултати су показали да водостај реке, посебно у мају, у великој мери објашњава флукуације улова дунавске харинге. Променљив речни ток сматра се једним од најважнијих фактора који изазивају флукуације у величини популација. Прогноза указује на постепено повећање улова у наредној деценији, праћено смањењем у следећим деценијама. С обзиром да IUCN оцењује ову врсту као рањиву (VU), развој модела предвиђања будућих осцилација улова могао би бити од велике помоћи за регулисање одрживог коришћења и очувања популација харинги.

Радови **88, 89, 90, 91 и 92** представљају поглавља (M44) у монографији од водећег националног значаја под називом Црвена књига фауне Србије V – Рибе. Радови у овој врсти монографија пружају увид у стање рибљих популација, идентификују врсте које су под ризиком од изумирања, и тиме помажу у планирању

мера заштите, као што су забране риболова, очување станишта, систематизовану евиденцију угрожених, рањивих, ретких и потенцијално угрожених рибљих врста. Заснована је на стручним критеријумима и подацима из теренских истраживања, што је чини поузданим извором за доношење одлука у области заштите природе.

4. ИЗБОР ПЕТ НАЈЗНАЧАЈНИЈИХ НАУЧНИХ ПУБЛИКАЦИЈА

1(63). Subotić, S., **Višnjić-Jeftić, Ž.**, Đikanović, V., Spasić, S., Krpo-Četković, J. and Lenhardt, M. (2019). Metal Accumulation in Muscle and Liver of the Common Nase (*Chondrostoma nasus*) and Vimba Bream (*Vimba vimba*) from the Danube River, Serbia: Bioindicative Aspects. *Bulletin of Environmental Contamination and Toxicology* 103(2): 261–266.

2(59). Subotić, S., **Višnjić-Jeftić, Ž.**, Bojović, S., Đikanović, V., Krpo-Četković, J. and Lenhardt, M. (2021). Seasonal variation of macro-, micro-, and toxic elements in tissues of vimba bream (*Vimba vimba*) from the Danube River near Belgrade, Serbia. *Environmental Science and Pollution Research* 28, 63087-63101.

3(54). Radonjić, M., Subotić, S., **Višnjić-Jeftić, Ž.**, Mrdak, D. and Ćirović, D. (2023). Assessment of macro-, trace- and toxic elements in Small Indian mongoose, *Herpestes auropunctatus* (Hodgson, 1836), from Montenegro: potential use for biomonitoring. *Environmental Science Pollution Research*, 30, 60514–60523. <https://doi.org/10.1007/s11356-023-26885-7>.

4(57). Sunjog, K., Kolarević, S., Kračun-Kolarević, M., **Višnjić-Jeftić, Ž.**, Gačić, Z., Lenhardt, M. and Vuković-Gačić, B. (2019). Seasonal variation in metal concentration in various tissues of the European chub (*Squalius cephalus* L.). *Environmental Science and Pollution Research*, **26**: 9232–9243.

5(62). Smederevac-Lalić, M., Kalauzi, A., Regner, S., Navodaru, I., **Višnjić-Jeftić, Ž.**, Gačić, Z. and Lenhardt, M. (2018). Analysis and forecast of Pontic shad (*Alosa immaculata*) catch in the Danube River. *Iranian Journal of Fisheries Science* 17 (3), 443-457.

Први и други рад представљају резултате докторске дисертације на којој је кандидаткиња била у својству ментора (одбрањена докторска теза др Срђана Суботића, Биолошки факултет, Универзитет у Београду). Учествовала је у свим фазама израде радова, од прикупљања узорак на терену, до обраде, анализе, тумачења резултата и писања.

Трећи изабрани рад је био резултат докторске дисертације првог аутора наведеног рада (др Марине Радоњић). Кандидаткиња је учествовала у осмишљавању експеримента, анализи узорак ткива, анализи резултата и писању публикације.

Четврти рад са списка резултат је докторске дисертације др Каролине Суњог, у чијој је изради кандидаткиња активно учествовала, и то у делу који се односи на анализу метала и елемената у траговима, на шта указује и велики број заједничких радова са докторандом, а који се баве тематиком генотоксичности елемената у

хидробиолошким анализама, са циљем избора врста риба које представљају добре биоиндикаторе. Кандидаткиња је учествовала у узорковању, обради резултата и писању дела који се тичу тематике којом се бави.

Пети рад се бави популационим карактеристикама дунавске харинге путем нумеричке анализе статистике улова ове врсте у корелацији са варирањем водостаја Дунава, који су делимично произашли из доктората кандидаткиње и доктората др Марије Смедеревац-Лалић. Кандидаткиња је учествовала у прикупљању података и писању рада.

5. КВАЛИТАТИВНИ ПОКАЗАТЕЉИ И ОЦЕНА НАУЧНОГ ДОПРИНОСА

5.1. Квалитет и утицајност научних резултата

Од почетка своје научне делатности, др **Жељка Вишњић-Јефтић** је аутор и коаутор 93 библиографске јединице, од којих 37 јединица представљају научне радове објављене у међународним часописима и монографијама (1xM13, 1xM14, 2xM21a, 11xM21, 9xM22, 13xM23). Од избора у звање виши научни сарадник публиковала је један рад у монографији водећег међународног значаја (1xM13), 12 радова у међународним часописима (3xM21, 4xM22, 5xM23), један рад у националном часопису међународног значаја (1xM24), 24 саопштења на међународним и националним конференцијама (4xM33, 17xM34, 1xM63, 2xM64) и 5 радова у монографији водећег националног значаја (5xM44).

Збир импакт фактора часописа у којима су публиковани радови након стицања звања виши научни сарадник износи 31,37 док је укупан импакт фактор у досадашњем раду укупно 73,29. Радови на којима је кандидаткиња била аутор или коаутор до сада су цитирани 852 пута (хетероцитати), док *h-index* има вредност 13 (извор *SCOPUS* база).

5.2. Учешће у реализацији научних пројеката и ангажовање у руковођењу научним радом

Кандидаткиња је учествовала на четири национална научно-истраживачка пројекта:

1. Рибе као биоиндикатори стања квалитета отворених вода Србије (ОИ 173045), Министарство просвете, науке и технолошког развоја, 2011-2019.

2. Мерење и моделирање физичких, хемијских, биолошких и морфодинамичких параметара река и водних акумулација (ТР 37009), Министарство за науку и технолошки развој, Министарство просвете и науке, 2011-2019.
3. Риболовни ресурси у Дунаву и Сави на територији Београда - стране, валоризација, развој мониторинг програма, Градска управа града Београда - Секретаријат за заштиту животне средине, 2012 – 2013.
4. Истраживање диверзитета, заштите и одрживог коришћења фауне риба, као битних компоненти за развој стратегије интегралног управљања воденим ресурсима Србије (ОИ 143045), Министарство за науку и технолошки развој, Министарство просвете и науке, 2006-2010.

Кандидаткиња је такође учествовала и на 10 међународних научно-истраживачких пројеката:

1. MONSTUR IN THE DANUBE – Establishing, testing and launching a transboundary system for Monitoring Sturgeons, to manage and safeguard migratory fish in the Danube River Basin. Interreg Danube region, co-funded by the EU [DRP0301251], 2025 – до данас.
2. DANUBE4all - Restoration of the Danube River Basin Waters for Ecosystem and People from Mountains to Coast. [HORIZON-MISS-2021-OCEAN-02-02] - [DANUBE4all], 2023- до данас.
3. Danubelifelines – Action for the implementation of the Mission Restore our ocean and waters by 2030. [HORIZON-MISS-2021-OCEAN-01-02]- HORIZON Innovation Action, 2025 – до данас.
4. MEASURES - Managing and restoring aquatic Ecological corridors for migratory fish species in the danUbe RivEr baSin - DTP2-038-2.3, Interreg Programme, Danube Transnational Project), 2018-2020.
5. FITFISH - Swimming of fish and implications for migration and aquaculture, COST Action (European Cooperation in Science and Technology) FA1304, 2014-2018.
6. Хармонизација метода за праћење квалитативног и квантитативног састава рибљих популација у великим рекама (680-00-140/2012-09/02), Министарство просвете, науке и технолошког развоја, Словачка Академија Наука, 2012- 2013.
7. Compilation of geo-referenced distribution data of Serbian freshwater fishes - BioFresh Project , EU, 2012-2013.

8. NETLAKE - Network Lake Observations in Europe, COST Action ES1201. EU, 2012-2016.
9. Sustainable use of sterlet and development of sterlet aquaculture in Serbia and Hungary, ИПА пројекат., Европска Агенција за Реконструкцију, 2007-2008.
10. Management of freshwater fisheries on bordering rivers - pilot study with a holistic regional approach" Министарство иностраних послова, Норвешка, 2003-2005.

У оквиру пројекта ОИ 173045 (2010-2019. год.) у области природно-математичких наука (биологија), којим је руководила др Миријана Ленхардт, кандидаткиња је руководила је пројектним задацима везаним за анализу концентрације елемената и тешких метала као и на развоју метода за анализу органских једињења у ткивима слатководних риба отворених вода Србије.

У оквиру пројекта MEASURES (2018-2020) (Managing and restoring aquatic EcologicAl corridors for migratory fiSh species in the danUbe RivEr baSin - DTP2-038-2.3, Interreg Programme, Danube Transnational Project), др Жељка Вишњић-Јефтић је руководила пројектним задацима везаним за одржање еколошких коридора миграторних врста риба (организовање националне мреже заинтересованих страна).

5.3. Међународна научна сарадња

Др Жељка Вишњић-Јефтић је током своје истраживачке каријере допринела успостављању сарадње матичне институције са истраживачима из Словачке радећи на пројекту "Хармонизација метода за праћење квалитативног и квантитативног састава рибљих популација у великим рекама". Такође, учешћем на пројекту "BioFresh Project – Compilation of geo-referenced distribution data of Serbian freshwater fishes", допринела је сарадњи са стручњацима из Немачке у развоју методе геореференцирања слатководних врста риба у Србији. Као учесник на ИПА пројекту под називом "Sustainable use of sterlet and development of sterlet aquaculture in Serbia and Hungary" допринела је изучавању развоја аквакултуре у Србији на основу сарадње са стручњацима из Мађарске, о чему сведоче публикације из те области. Заједничке публикације у међународним научним часописима и на међународним научним скуповима говоре о значајном доприносу др Жељке Вишњић-Јефтић на успостављању заједничких истраживања научника из Румуније, Бугарске и Србије везаних за дунавске популације црноморске харинге (*Alosa immaculata*).

У оквиру руковођења пројектним задацима у међународном ИПА пројекту MEASURES, допринела је јачању капацитета на националном и међународном нивоу у

интеграцији управљања водама, очувању миграторних врста риба и побољшању еколошких коридора, сарађујући са водећим институцијама у области хидробиологије из Аустрије, Словачке, Мађарске и Румуније.

5.4. Ангажованост у образовању и формирању научних кадрова

Др Жељка Вишњић-Јефтић је учествовала у реализацији једне одбрањене докторске дисертације у својству ментора 2015. године, кандидата Срђана Суботића, под називом "Биоаккумуляција и биомагнификација токсичних метала и елемената у траговима код слатководних риба различитог трофичког нивоа из Дунава код Београда", на Биолошком факултету Универзитета у Београду (доказ дат у прилогу).

Др Жељка Вишњић-Јефтић је учествовала у реализацији једног дипломског рада и два одбрањена мастер рада као члан комисије:

1. Дипломски рад Николе Расулића (2012), под називом "Одређивање дужинско-тежинског односа код црноморске харинге, *Alosa immaculata* Bennett, 1835, из Дунава код Прахова", Биолошки факултет, Универзитет у Београду.
2. Мастер рад Милице Гавриловић (2017), под називом "Растење и дужинско-тежински односи код шљивара (*Vimba vimba*) у Дунаву код Земуна (1170-1173 ркм)", Биолошки факултет, Универзитет у Београду.
3. Мастер рад Вучковић Игора (2019), под називом: "Промене морфометријских карактеристика еритроцита шљивара (*Vimba vimba*) у зависности од узраста јединки и температуре воде", Биолошки факултет, Универзитет у Београду.

У периоду од школске 2020/2021. до 2024/2025. кандидаткиња је учествовала као предавач у реализацији дела теоријске и практичне наставе на предмету *Екологија риба* на мастер академским студијама модула Екологија и предмету *Екологија и конзервациона биологија риба* на докторским академским студијама у оквиру програма Екологија (модул Хидроекологија) на Биолошком Факултету Универзитета у Београду (потврда у прилогу).

5.5. Рецензије научних радова у међународним часописима

Др Жељка Вишњић-Јефтић била је рецензент у часописима: *Environmental Science and Pollution Research*, *Chemosphere*, *Aquatic Ecology*, *Turkish Journal of fisheries and aquatic sciences*, *MDPI-Fishes*, *MDPI-Life*.

5.6. Чланства у научним друштвима

Кандидаткиња је члан Српског биолошког друштва и Друштва токсиколога Србије. Била је ангажована као члан Научног већа на Институту за мултидисциплинарна истраживања Универзитета у Београду у два сазива до 2019. године.

5.7. Награде и признања

Током докторских студија била је стипендиста Министарства просвете и науке Републике Србије од 2003. до 2005. године.

6. КВАЛИТЕТ НАУЧНИХ РАДОВА

6.1. Цитираност

Публикације **др Жељке Вишњић-Јефтић** цитиране су 852 пута (без аутоцитата), укупан *h-index* износи 13 (извор *SCOPUS* база).

Списак радова са цитатима (извор *SCOPUS* база):

2. Višnjić-Jeftić, Ž., Jarić, I., Jovanović, Lj., Skorić, S., Smederevac-Lalić, M., Nikčević, M. and Lenhardt, M. (2010). Heavy metal and trace element accumulation in muscle, liver and gills of the Pontic shad (*Alosa immaculata* Bennet 1835) from the Danube River (Serbia). *Microchemical Journal* 95 (2), 341-344.

Цитирају:

1. Štrbac, S., Šajnović, A., Budakov, L., Vasić, N., Kašanin-Grubin, M., Simonović, P., & Jovančević, B. (2014). Metals in the sediment and liver of four fish species from different trophic levels in Tisza River, Serbia. *Chemistry and Ecology*, 30(2), 169–186. doi:10.1080/02757540.2013.841893
2. Xu, K., Zou, H., Yang, A., Yao, Q., Li, Q., Zhang, J., & Hu, X. (2024). Effects of antimony on antioxidant system, damage indexes of blood-brain barrier and ultrastructure of zebrafish (*Danio rerio*). *Comparative Biochemistry and Physiology Part - C: Toxicology and Pharmacology*, 286. doi:10.1016/j.cbpc.2024.110013
3. Mahmoud, M. A., Abd El-Rahim, A. H., Mahrous, K. F., Abdelsalam, M., Abu-Aita, N. A., & Afify, M. (2019). The impact of several hydraulic fracking chemicals on Nile tilapia and evaluation of the protective effects of *Spirulina platensis*. *Environmental Science and Pollution Research*, 26(19), 19453–19467. doi:10.1007/s11356-019-05246-3
4. Niemiec, M. (2016). Accumulation of zinc in water, sediments and bleak fish (*Alburnus alburnus* L.) in the ecosystem of the dunajec river. *Journal of Elementology*, 21(1), 173–184. doi:10.5601/jelem.2015.20.1.694
5. Gilbert, Beric M., Hussain, E., Jirsa, F., & Avenant-Oldewage, A. (2017). Evaluation of trace element and metal accumulation and edibility risk associated with consumption of *Labeo umbratus* from the Vaal Dam, South Africa. *International Journal of Environmental Research and Public Health*, 14(7). doi:10.3390/ijerph14070678
6. Sattari, M., Bibak, M., & Vajargah, M. F. (2021). Trace and Macro Element Contaminations in Tissues of *Vimba persa* and *Alosa braschnikowi* From the South Caspian Sea and Potential Human Health Risk Assessment. *Avicenna Journal of Environmental Health Engineering*, 8(2), 84–96. doi:10.34172/ajehe.2021.11
7. Gilbert, B. M., & Avenant-Oldewage, A. (2014). Arsenic, chromium, copper, iron, manganese, lead, selenium and zinc in the tissues of the largemouth yellowfish, *Labeobarbus kimberleyensis* (Gilchrist and thompson, 1913), from the vaal dam, south africa, and associated consumption risks. *Water SA*, 40(4), 739–748. doi:10.4314/wsa.v40i4.19

8. Milošković, A., Dojčinović, B., Simić, S., Pavlović, M., & Simić, V. (2014). Heavy metal and trace element bioaccumulation in target tissues of three edible predatory fish species from Bovan Reservoir (Serbia). *Fresenius Environmental Bulletin*, 23(8 A), 1884–1891. Retrieved from <https://www.scopus.com/inward/record.uri?eid=2-s2.0-84906508338&partnerID=40&md5=fcf66ed909aa4ded9ed2a14cb23e71b4>
9. Djikanović, V., Skorić, S., Spasić, S., Naunovic, Z., & Lenhardt, M. (2018). Ecological risk assessment for different macrophytes and fish species in reservoirs using biota-sediment accumulation factors as a useful tool. *Environmental Pollution*, 241, 1167–1174. doi:10.1016/j.envpol.2018.06.054
10. Kilic, S. (2019). Survey of trace elements in bottled natural mineral waters using ICP-MS. *Environmental Monitoring and Assessment*, 191(7). doi:10.1007/s10661-019-7578-x
11. Zuliani, T., Vidmar, J., Drinčić, A., Ščančar, J., Horvat, M., Nečemer, M., ... Milačič, R. (2019). Potentially toxic elements in muscle tissue of different fish species from the Sava River and risk assessment for consumers. *Science of the Total Environment*, 650, 958–969. doi:10.1016/j.scitotenv.2018.09.083
12. Yan, S., Chen, L., Dou, X., Qi, M., Du, Q., He, Q., ... Nan, P. (2015). Toxicity of 8-Hydroxyquinoline in *Cyprinus carpio* Using the Acute Toxicity Test, Hepatase Activity Analysis and the Comet Assay. *Bulletin of Environmental Contamination and Toxicology*, 95(2), 171–176. doi:10.1007/s00128-015-1566-9
13. Abadi, D. R. V., Dobaradaran, S., Nabipour, I., Lamani, X., Ravanipour, M., Tahmasebi, R., & Nazmara, S. (2015). Comparative investigation of heavy metal, trace, and macro element contents in commercially valuable fish species harvested off from the Persian Gulf. *Environmental Science and Pollution Research*, 22(9), 6670–6678. doi:10.1007/s11356-014-3852-1
14. Liu, Jinyan, Yu, Y., Sun, Z., Zhang, K., Li, P., Liu, W., & Bi, R. (2024). Heavy Metal Distribution in Aquatic Products from Eastern Guangdong and Associated Health Risk Assessment. *Toxics*, 12(12). doi:10.3390/toxics12120881
15. Santarossa, M. A. da S., Tintor, D. B., Dourado, T. de A., Jotta, C. A. D., Menegário, A. A., & Ferreira, J. R. (2018). Copper and cadmium accumulation in gills and muscular tissue of tilapia (*Oreochromis niloticus*) under experimental conditions; [Acumulação de cobre e cádmio em brânquias e tecido muscular de tilápia (*Oreochromis niloticus*) sob condições experimentais]. *Boletim Do Instituto de Pesca*, 44(3). doi:10.20950/1678-2305.2018.332
16. Solgi, E., & Beigzadeh-Shahraki, F. (2019). Accumulation and Human Health Risk of Heavy Metals in Cultured Rainbow Trout (*Oncorhynchus mykiss*) Form Different Fish Farms of Eight Cities of Chaharmahal and Bakhtiari Province, Iran. *Thalassas*, 35(1), 305–317. doi:10.1007/s41208-019-0123-4
17. Yap, C. K., & Zakaria, M. P. (2016). *Human health risk assessment of heavy metals in the consumption of Tilapia: An assessment based on reported data* (pp. 27–54). Retrieved from <https://www.scopus.com/inward/record.uri?eid=2-s2.0-85022040288&partnerID=40&md5=7e16e5155f5e6a49abc83a54c8ba1d71>
18. Raimundo, J., Vale, C., Caetano, M., Giacomello, E., Anes, B., & Menezes, G. M. (2013). Natural trace element enrichment in fishes from a volcanic and tectonically active region (Azores archipelago). *Deep-Sea Research Part II: Topical Studies in Oceanography*, 98(PA), 137–147. doi:10.1016/j.dsr2.2013.02.009
19. Simionov, I.-A., Cristea, D. S., Petrea, S.-M., Mogodan, A., Nicoara, M., Plavan, G., ... Strungaru, S.-A. (2021). Preliminary investigation of lower Danube pollution caused by potentially toxic metals. *Chemosphere*, 264. doi:10.1016/j.chemosphere.2020.128496
20. Polak-Juszczak, L., & Góra, A. (2019). Organotropism of organic and inorganic mercury in fish from the Vistula Lagoon, Poland. *Journal of Elementology*, 24(2), 589–602. doi:10.5601/jelem.2018.23.2.1663
21. Puntoriero, M. L., Fernández Cirell, A., & Volpedo, A. V. (2018). Histopathological changes in liver and gills of *Odontesthes bonariensis* inhabiting a lake with high concentrations of arsenic and fluoride (Chasicó Lake, Buenos Aires Province). *Revista Internacional de Contaminacion Ambiental*, 34(1), 69–77. doi:10.20937/RICA.2018.34.01.06
22. Bošković, N., Joksimović, D., & Bajt, O. (2023). Content of Trace Elements and Human Health Risk Assessment via Consumption of Commercially Important Fishes from Montenegrin Coast. *Foods*, 12(4). doi:10.3390/foods12040762
23. Lin, Y.-J., Wu, M.-H., Liu, S.-H., Hung, P.-L., Huang, K.-M., Tung, C.-H., ... Feng, R.-L. (2014). Accumulation characteristics of heavy metals in crustaceans from the Taiwan Markets. *Taiwanese Journal of Agricultural Chemistry and Food Science*, 52(4–6), 121–127. Retrieved from <https://www.scopus.com/inward/record.uri?eid=2-s2.0-84932161348&partnerID=40&md5=1607d985017d9537ffe8fab726512d08>

24. Jiang, D., Hu, Z., Liu, F., Zhang, R., Duo, B., Fu, J., ... Li, M. (2014). Heavy metals levels in fish from aquaculture farms and risk assessment in Lhasa, Tibetan Autonomous Region of China. *Ecotoxicology*, 23(4), 577–583. doi:10.1007/s10646-014-1229-3
25. Petrovskiy, A. B., Ksenofontov, D. A., Kozhanova, E. I., & Reshetnikov, A. N. (2024). Concentrations of Trace Elements (Mn, Zn, Cu, Fe, Ni, Co, and Cd) in Invasive Fish *Perccottus glenii* in Water Bodies of Moscow. *Russian Journal of Biological Invasions*, 15(1), 112–118. doi:10.1134/S2075111724010119
26. Simionov, I.-A., Cristea, V., Petrea, Ș.-M., Sîrbu, E. B., Coadă, M. T., & Cristea, D. S. (2016). The presence of heavy metals in fish meat from Danube river: An overview. *AACL Bioflux*, 9(6), 1388–1399. Retrieved from <https://www.scopus.com/inward/record.uri?eid=2-s2.0-85013780350&partnerID=40&md5=ebd047ffa0bb6cddb0ef435245385f8>
27. Gutiérrez-Ravelo, A., Gutiérrez, Á. J., Paz, S., Carrascosa-Iruzebieta, C., González-Weller, D., Caballero, J. M., ... Hardisson, A. (2020). Toxic metals (Al, cd, pb) and trace element (b, ba, co, cu, cr, fe, li, mn, mo, ni, sr, v, zn) levels in sarpa salpa from the north-eastern atlantic ocean region. *International Journal of Environmental Research and Public Health*, 17(19), 1–12. doi:10.3390/ijerph17197212
28. Monferrán, M. V., Garnero, P., De Los Angeles Bistoni, M., Anbar, A. A., Gordon, G. W., & Wunderlin, D. A. (2016). From water to edible fish. Transfer of metals and metalloids in the San Roque Reservoir (Córdoba, Argentina). Implications associated with fish consumption. *Ecological Indicators*, 63, 48–60. doi:10.1016/j.ecolind.2015.11.048
29. Vičarová, P., Dočekalová, H., Poštulková, E., Mareš, J., Kopp, R., & Pelcová, P. (2018). Reduction of Mercury Accumulation in Carp Tissues (*Cyprinus carpio* L.) by Natural Organic Matter and Chlorides. *International Journal of Environmental Research*, 12(2), 127–133. doi:10.1007/s41742-018-0076-0
30. Afonso, A., Gutiérrez, A. J., Lozano, G., González-Weller, D., Rubio, C., Caballero, J. M., ... Revert, C. (2017). Determination of toxic metals, trace and essentials, and macronutrients in *Sarpa salpa* and *Chelon labrosus*: risk assessment for the consumers. *Environmental Science and Pollution Research*, 24(11), 10557–10569. doi:10.1007/s11356-017-8741-y
31. Jamila, N., Hwang, I. M., Park, Y. M., Lee, G. H., Choi, J. Y., Khan, N., ... Kim, K. S. (2017). RETRACTED ARTICLE: Elemental Analysis of Crustaceans by Inductively Coupled Plasma–Mass Spectrometry and Direct Mercury Analysis. *Analytical Letters*, 2017. doi:10.1080/00032719.2017.1296851
32. Qin, D., Jiang, H., Bai, S., Tang, S., & Mou, Z. (2015). Determination of 28 trace elements in three farmed cyprinid fish species from Northeast China. *Food Control*, 50, 1–8. doi:10.1016/j.foodcont.2014.08.016
33. Peycheva, K., Panayotova, V., Stancheva, R., Makedonski, L., Merdzhanova, A., Parrino, V., ... Fazio, F. (2022). Risk Assessment of Essential and Toxic Elements in Freshwater Fish Species from Lakes near Black Sea, Bulgaria. *Toxics*, 10(11). doi:10.3390/toxics10110675
34. Karimi Iraj, Z., Pourkhabbaz, A. R., Hassanpour, M., & SinkaKarimi, M. H. (2014). Bioaccumulation of heavy metals in tissues of clupeonella cultiventris caspia and alosa caspia and their consumption risk assessment in the southern coast of Caspian Sea. *Journal of Mazandaran University of Medical Sciences*, 24(118), 99–110. Retrieved from <https://www.scopus.com/inward/record.uri?eid=2-s2.0-84923881023&partnerID=40&md5=df6f2fa7d547032e3bb2ef344f51eeb6>
35. Aissaoui, A., Sadoudi-Ali Ahmed, D., Cherchar, N., & Gherib, A. (2017). Assessment and biomonitoring of aquatic pollution by heavy metals (Cd, Cr, Cu, Pb and Zn) in Hammam Grouz Dam of Mila (Algeria). *International Journal of Environmental Studies*, 74(3), 428–442. doi:10.1080/00207233.2017.1294423
36. Sunjog, K., Kolarević, S., Kračun-Kolarević, M., Gačić, Z., Skorić, S., Dikanović, V., ... Vuković-Gačić, B. (2014). Variability in DNA damage of chub (*Squalius cephalus* L.) blood, gill and liver cells during the annual cycle. *Environmental Toxicology and Pharmacology*, 37(3), 967–974. doi:10.1016/j.etap.2014.03.010
37. Milanov, D. R., Krstić, P. M., Marković, V. R., Jovanović, A. D., Baltić, M. B., Ivanović, S. J., ... Baltić, Ž. M. (2016). Analysis of heavy metals concentration in tissues of three different fish species included in human diet from Danube River, in the Belgrade Region, Serbia. *Acta Veterinaria*, 66(1), 89–102. doi:10.1515/acve-2016-0007
38. Ajima, M. N. O., Nnodi, P. C., Ogo, O. A., Adaka, G. S., Osuigwe, D. I., & Njoku, D. C. (2015). Bioaccumulation of heavy metals in Mbaa River and the impact on aquatic ecosystem. *Environmental Monitoring and Assessment*, 187(12), 1–9. doi:10.1007/s10661-015-4937-0

39. Moodley, R., Mahlangeni, N. T., & Reddy, P. (2021). Determination of heavy metals in selected fish species and seawater from the South Durban Industrial Basin, KwaZulu-Natal, South Africa. *Environmental Monitoring and Assessment*, 193(4). doi:10.1007/s10661-021-09014-0
40. Ben Salem, Z., Capelli, N., Laffray, X., Elise, G., Ayadi, H., & Aleya, L. (2014). Seasonal variation of heavy metals in water, sediment and roach tissues in a landfill draining system pond (Etueffont, France). *Ecological Engineering*, 69, 25–37. doi:10.1016/j.ecoleng.2014.03.072
41. Forouhar Vajargah, M., & Bibak, M. (2022). Pollution zoning on the southern shores of the Caspian Sea by measuring metals in *Rutilus kutum* tissue. *Biological Trace Element Research*, 200(10), 4465–4475. doi:10.1007/s12011-021-03023-3
42. Bubach, D. F., Macchi, P. J., & Pérez Catán, S. (2015). Influence of volcanic activity and anthropic impact in the trace element contents of fishes from the North Patagonia in a global context. *Environmental Monitoring and Assessment*, 187(11). doi:10.1007/s10661-015-4910-y
43. Stanek, M., Andrzejewski, W., Janicki, B., Mazurkiewicz, J., & Waszak, I. (2014). Content of calcium and phosphorus in the meat, gills and liver of perch (*Perca fluviatilis* L.) from the Wielkopolska lakes District (Poland); [Zawartość wapnia i fosforu w mięsie, skrzelach i wtrobie okonia (*Perca fluviatilis* L.) z pojezierza Wielkopolskiego]. *Journal of Elementology*, 19(2), 507–518. doi:10.5601/jelem.2014.19.2.343
44. Cordeli, A. N., Oprea, L., Crețu, M., Dediu, L., Coadă, M. T., & Mînzală, D.-N. (2023). Bioaccumulation of Metals in Some Fish Species from the Romanian Danube River: A Review. *Fishes*, 8(8). doi:10.3390/fishes8080387
45. Medunić, G., & Fiket, Ž. (2019). *Arsenic Contamination Status in Europe, Australia, and Other Parts of the World* (pp. 183–233). doi:10.1007/978-981-13-8587-2_6
46. Poorbagher, H., Hosseini, S. V., Hosseini, S. M., Aflaki, F., & Regenstien, J. M. (2017). Metal accumulation in Caspian sturgeons with different feeding niches, condition factor, body size and age. *Microchemical Journal*, 132, 43–48. doi:10.1016/j.microc.2017.01.003
47. Deutschmann, B., Kolarevic, S., Brack, W., Kaisarevic, S., Kostic, J., Kracun-Kolarevic, M., ... Hollert, H. (2016). Longitudinal profile of the genotoxic potential of the River Danube on erythrocytes of wild common bleak (*Alburnus alburnus*) assessed using the comet and micronucleus assay. *Science of the Total Environment*, 573, 1441–1449. doi:10.1016/j.scitotenv.2016.07.175
48. Ayanda, I. O., Yang, M., Yu, Z., & Zha, J. (2018). Cytotoxic and genotoxic effects of perfluorododecanoic acid (PFDoA) in Japanese medaka. *Knowledge and Management of Aquatic Ecosystems*, 2018(419). doi:10.1051/kmae/2017058
49. Milošković, A., Dojčinović, B., Kovačević, S., Radojković, N., Radenković, M., Milošević, D., & Simić, V. (2016). Spatial monitoring of heavy metals in the inland waters of Serbia: a multispecies approach based on commercial fish. *Environmental Science and Pollution Research*, 23(10), 9918–9933. doi:10.1007/s11356-016-6207-2
50. Raimundo, J., Vale, C., Martins, I., Fontes, J., Graça, G., & Caetano, M. (2015). Elemental composition of two ecologically contrasting seamount fishes, the bluemouth (*Helicolenus dactylopterus*) and blackspot seabream (*Pagellus bogaraveo*). *Marine Pollution Bulletin*, 100(1), 112–121. doi:10.1016/j.marpolbul.2015.09.021
51. Lyu, M., Li, G.-X., Li, Q.-S., Qiu, C.-C., & Zhang, D.-D. (2024). Combined toxicity of nanoplastics and arsenic to zebrafish (*Danio rerio*).; [纳米塑料和砷对斑马鱼的联合毒性]. *Zhongguo Huanjing Kexue/China Environmental Science*, 44(4), 2345–2356. Retrieved from <https://www.scopus.com/inward/record.uri?eid=2-s2.0-85192720119&partnerID=40&md5=fb37311a675a195f474b71d4ba51aa34>
52. Moon, W.-K., Atique, U., & An, K.-G. (2020). "Ecological risk assessments and eco-toxicity analyses using chemical, biological, physiological responses, DNA damages and gene-level biomarkers in Zebrafish (*Danio rerio*) in an urban stream". *Chemosphere*, 239. doi:10.1016/j.chemosphere.2019.124754
53. Zhang, C., Zhang, D., Duan, H.-Z., Zhao, Z.-Q., Zhang, J.-W., Huang, X.-Y., ... Zheng, D.-S. (2023). Combining metal and sulfate isotopes measurements to identify different anthropogenic impacts on dissolved heavy metals levels in river water. *Chemosphere*, 310. doi:10.1016/j.chemosphere.2022.136747
54. Liu, Jinhu, Cao, L., Huang, W., Zhang, C., & Dou, S. (2014). Zinc and copper bioaccumulation in fish from Laizhou Bay, the Bohai Sea. *Chinese Journal of Oceanology and Limnology*, 32(3), 491–502. doi:10.1007/s00343-014-3032-7
55. Abarshi, M. M., Dantala, E. O., & Mada, S. B. (2017). Bioaccumulation of heavy metals in some tissues of croaker fish from oil spilled rivers of Niger Delta region, Nigeria. *Asian Pacific Journal of Tropical Biomedicine*, 7(6), 563–568. doi:10.1016/j.apjtb.2017.05.008

56. Ouro-Sama, K., Solitoke, H. D., Tanouayi, G., Lazar, I. M., Bran, P., Nadejde, M., ... Lazar, G. O. (2022). BIOACCUMULATION OF TRACE ELEMENTS IN *Chrysichthys nigrodigitatus* (Lacépède, 1803) FROM THE LAKE TOGO-LAGOON OF ANÉHO COMPLEX, SOUTHERN TOGO. *Environmental Engineering and Management Journal*, 21(4), 615–626. Retrieved from <https://www.scopus.com/inward/record.uri?eid=2-s2.0-85132715317&partnerID=40&md5=154d44ca34c4c32dd219a8d34eb6dfcb>
57. Ngounouno Ayiwouo, M., Ngueyep Mambou, L. L., Kingni, S. T., & Ngounouno, I. (2022). Spatio-temporal variation and assessment of trace metal contamination in sediments along the Lom River in the gold mining site of Gankombol (Adamawa Cameroon). *Environmental Earth Sciences*, 81(14). doi:10.1007/s12665-022-10501-x
58. Popović, A. R., Relić, D. J., Vranić, D. V., Babić-Milijašević, J. A., Pezo, L. L., & Đinović-Stojanović, J. M. (2018). Canned sea fish marketed in Serbia: Their zinc, copper, and iron levels and contribution to the dietary intake. *Arhiv Za Higijenu Rada i Toksikologiju*, 69(1), 55–60. doi:10.2478/aiht-2018-69-3069
59. Farsani, M. N., Haghparast, R. J., Naserabad, S. S., Moghadas, F., Bagheri, T., & Gerami, M. H. (2019). Seasonal heavy metal monitoring of water, sediment and common carp (*Cyprinus carpio*) in Aras Dam Lake of Iran. *International Journal of Aquatic Biology*, 7(3), 123–131. doi:10.22034/ijab.v7i3.597
60. Zou, H., Xu, K., Yang, A., Hu, X., Niu, A., & Li, Q. (2022). Antimony accumulation in zebrafish (*Danio rerio*) and its effect on genotoxicity, histopathology, and ultrastructure. *Aquatic Toxicology*, 252. doi:10.1016/j.aquatox.2022.106297
61. Atamanalp, M., Köktürk, M., Uçar, A., Duyar, H. A., Özdemir, S., Parlak, V., ... Alak, G. (2021). Microplastics in Tissues (Brain, Gill, Muscle and Gastrointestinal) of *Mullus barbatus* and *Alosa immaculata*. *Archives of Environmental Contamination and Toxicology*, 81(3), 460–469. doi:10.1007/s00244-021-00885-5
62. Copaja, S. V., Muñoz, G. S., Nuñez, V. R., Pérez, C., Vila, I., & Véliz, D. (2016). Effects of a Dam Reservoir on the Distribution of Heavy Metals in Two Chilean Native Freshwater Fish Species. *Bulletin of Environmental Contamination and Toxicology*, 97(1), 24–30. doi:10.1007/s00128-016-1838-z
63. Hădărugă, N. G., Szakal, R. N., Chirilă, C. A., Lukinich-Gruia, A. T., Păunescu, V., Muntean, C., ... Hădărugă, D. I. (2020). Complexation of Danube common nase (*Chondrostoma nasus* L.) oil by β -cyclodextrin and 2-hydroxypropyl- β -cyclodextrin. *Food Chemistry*, 303. doi:10.1016/j.foodchem.2019.125419
64. Umeoguaju, F. U., Akaninwor, J. O., Essien, E. B., Amadi, B. A., Igboekwe, C. O., Ononamadu, C. J., & Ikimi, C. G. (2023). Heavy metals contamination of seafood from the crude oil-impacted Niger Delta Region of Nigeria: A systematic review and meta-analysis. *Toxicology Reports*, 11, 58–82. doi:10.1016/j.toxrep.2023.06.011
65. Koolivand, A., Mahvi, A. H., Jahed, G. R., & Yari, A. R. (2017). Concentrations of chromium, cadmium and nickel in two consumed fish species of Persian Gulf, Iran. *Environmental Engineering and Management Journal*, 16(7), 1637–1642. doi:10.30638/eemj.2017.177
66. Hermenean, A., Gheorghiu, G., Stan, M. S., Herman, H., Onita, B., Ardelean, D. P., ... Dinischiotu, A. (2017). Biochemical, Histopathological and Molecular Responses in Gills of *Leuciscus cephalus* Exposed to Metals. *Archives of Environmental Contamination and Toxicology*, 73(4), 607–618. doi:10.1007/s00244-017-0450-5
67. Nachev, M., Rozdina, D., Michler-Kozma, D. N., Raikova, G., & Sures, B. (2022). Metal accumulation in ecto- and endoparasites from the anadromous fish, the Pontic shad (*Alosa immaculata*). *Parasitology*, 149(4), 496–502. doi:10.1017/S0031182021002080
68. Milošković, A., & Simić, V. (2023). Bioaccumulation of potentially toxic elements in fish species of Serbia: a review. *Environmental Science and Pollution Research*, 30(12), 32255–32277. doi:10.1007/s11356-023-25581-w
69. Amé, M. V., Ballesteros, M. L., Bistoni, M. D. L. Á., Hued, A. C., Monferrán, M. V., & Wunderlin, D. A. (2019). *Effects of river pollution on its biota: Results from a 20-year study in the suquia river basin (córdoba, argentina)* (pp. 177–200). doi:10.1007/978-3-030-27296-8_11
70. Kostić, J., Kolarević, S., Kračun-Kolarević, M., Aborgiba, M., Gačić, Z., Lenhardt, M., & Vuković-Gačić, B. (2016). Genotoxicity assessment of the Danube River using tissues of freshwater bream (*Abramis brama*). *Environmental Science and Pollution Research*, 23(20), 20783–20795. doi:10.1007/s11356-016-7213-0
71. Milošković, A., & Simić, V. (2015). Arsenic and other trace elements in five edible fish species in relation to fish size and weight and potential health risks for human consumption. *Polish Journal of Environmental Studies*, 24(1), 199–206. doi:10.15244/pjoes/24929

72. Blazhekovikj-Dimovska, D., & Ukoski, M. (2024). Accumulation of toxic elements in fish from Ohrid Lake under the influence of anthropogenic activities; [Akumulacija otrovnih elemenata u ribama iz Ohridskog jezera pod utjecajem antropogenih aktivnosti]. *Ribarstvo, Croatian Journal of Fisheries*, 82(4), 137–144. doi:10.2478/cjf-2024-0017
73. Ganesan, N., Sathya, T. N., & Arunachalam, K. D. (2013). Genotoxicity evaluation of 1,2 dichlorobenzene in the Indian Major Carp, Catla catla L. using alkaline comet assay. *Bulletin of Environmental Contamination and Toxicology*, 91(6), 616–622. doi:10.1007/s00128-013-1097-1
74. Marhaini, Legiso, & Mubin. (2019). *Impact of Coal Mining Activity on Water Quality Mining Area at South Sumatera Province*. 1167. doi:10.1088/1742-6596/1167/1/012044
75. Jiang, H., Qin, D., Mou, Z., Zhao, J., Tang, S., Wu, S., & Gao, L. (2016). Trace elements in farmed fish (Cyprinus carpio, Ctenopharyngodon idella and Oncorhynchus mykiss) from Beijing: implication from feed. *Food Additives and Contaminants: Part B Surveillance*, 9(2), 132–141. doi:10.1080/19393210.2016.1152597
76. Yap, C. K., Jusoh, A., Leong, W. J., Karami, A., & Ong, G. H. (2015). Potential human health risk assessment of heavy metals via the consumption of tilapia Oreochromis mossambicus collected from contaminated and uncontaminated ponds. *Environmental Monitoring and Assessment*, 187(9). doi:10.1007/s10661-015-4812-z
77. Barkat, A., Bouaicha, F., Ziad, S., Mester, T., Sajtos, Z., Balla, D., ... Szabó, G. (2023). The Integrated Use of Heavy-Metal Pollution Indices and the Assessment of Metallic Health Risks in the Phreatic Groundwater Aquifer—The Case of the Oued Souf Valley in Algeria. *Hydrology*, 10(10). doi:10.3390/hydrology10100201
78. Squadrone, S., Abete, M. C., Brizio, P., Pessani, D., & Favaro, L. (2018). Metals in Feathers of African Penguins (Spheniscus demersus): Considerations for the Welfare and Management of Seabirds Under Human Care. *Bulletin of Environmental Contamination and Toxicology*, 100(4), 465–471. doi:10.1007/s00128-018-2293-9
79. Perrault, J. R., Buchweitz, J. P., & Lehner, A. F. (2014). Essential, trace and toxic element concentrations in the liver of the world's largest bony fish, the ocean sunfish (Mola mola). *Marine Pollution Bulletin*, 79(1–2), 348–353. doi:10.1016/j.marpolbul.2013.11.026
80. Lenhardt, Mirjana, Poleksić, V., Vuković-Gačić, B., Rašković, B., Sunjog, K., Kolarević, S., ... Gačić, Z. (2015). Integrated use of different fish related parameters to assess the status of water bodies. *Slovenian Veterinary Research*, 52(1), 5–13. Retrieved from <https://www.scopus.com/inward/record.uri?eid=2-s2.0-84929089208&partnerID=40&md5=88d6b35155ec71500a2e1140fd23d32d>
81. Lazăr, N.-N., Simionov, I.-A., Petrea, Ștefan-M., Iticescu, C., Georgescu, P.-L., Dima, F., & Antache, A. (2024). The influence of climate changes on heavy metals accumulation in Alosa immaculata from the Danube River Basin. *Marine Pollution Bulletin*, 200. doi:10.1016/j.marpolbul.2024.116145
82. Mikala Okouyi, C., Kamdem, M. M., Voua Otomo, P., & Maganga, G. D. (2024). Metal accumulation in fish species of a vast hydrographic network in the Moyen-Ogooué and Haut-Ogooué Provinces of Gabon: Implications for human health. *Toxicology Reports*, 13. doi:10.1016/j.toxrep.2024.101842
83. Hădărugă, D. I., Birău (Mitroi), C. L., Gruia, A. T., Păunescu, V., Bandur, G. N., & Hădărugă, N. G. (2017). Moisture evaluation of β -cyclodextrin/fish oils complexes by thermal analyses: A data review on common barbel (Barbus barbus L.), Pontic shad (Alosa immaculata Bennett), European wels catfish (Silurus glanis L.), and common bleak (Alburnus alburnus L.) living in Danube river. *Food Chemistry*, 236, 49–58. doi:10.1016/j.foodchem.2017.03.093
84. Soltani, N., Marengo, M., Keshavarzi, B., Moore, F., Hooda, P. S., Mahmoudi, M. R., & Gobert, S. (2021). Occurrence of trace elements (TEs) in seafood from the North Persian Gulf: Implications for human health. *Journal of Food Composition and Analysis*, 97. doi:10.1016/j.jfca.2020.103754
85. Voigt, C. L., da Silva, C. P., Doria, H. B., Randi, M. A. F., de Oliveira Ribeiro, C. A., & de Campos, S. X. (2015). Bioconcentration and bioaccumulation of metal in freshwater Neotropical fish Geophagus brasiliensis. *Environmental Science and Pollution Research*, 22(11), 8242–8252. doi:10.1007/s11356-014-3967-4
86. Nawab, J., Khan, S., & Xiaoping, W. (2018). Ecological and health risk assessment of potentially toxic elements in the major rivers of Pakistan: General population vs. Fishermen. *Chemosphere*, 202, 154–164. doi:10.1016/j.chemosphere.2018.03.082
87. Jahan, S., Jewel, M. A. S., Haque, M. A., Khatun, B., Kazal, M. S. I., Ara, J., ... Hossain, M. B. (2025). Trace element contamination and health risk assessment from consumption of six commonly consumed fish in a subtropical estuary. *Journal of Food Composition and Analysis*, 140. doi:10.1016/j.jfca.2025.107220

88. Barrientos, C., Tapia, J., Bertrán, C., Peña-Cortés, F., Hauenstein, E., Fierro, P., & Vargas-Chacoff, L. (2019). Is eating wild rainbow trout safe? The effects of different land-uses on heavy metals content in Chile. *Environmental Pollution*, 254. doi:10.1016/j.envpol.2019.112995
89. Yusoff, N. M., Jaafar, S. N., Shazili, N. A. M., Azmi, N. N. N. M., & Hassan, M. S. A. (2018). Assessment of metals concentration in tilapia (*Oreochromis* sp.) and estimation of daily intake by Malaysian; [Penilaian kepekatan logam dalam tilapia (*Oreochromis* sp.) dan anggaran pengambilan harian oleh orang Malaysia]. *Malaysian Journal of Analytical Sciences*, 22(4), 594–604. doi:10.17576/mjas-2018-2204-04
90. Soares Rocha, P., Deutschmann, B., & Hollert, H. (2022). In Situ Determination of Genotoxic Effects in Fish Erythrocytes Using Comet and Micronucleus Assays. *Methods in Pharmacology and Toxicology*, 115–129. doi:10.1007/7653_2019_40
91. Avigliano, E., Schenone, N. F., Volpedo, A. V., Goessler, W., & Fernández Cirelli, A. (2015). Heavy metals and trace elements in muscle of silverside (*Odontesthes bonariensis*) and water from different environments (Argentina): Aquatic pollution and consumption effect approach. *Science of the Total Environment*, 506–507, 102–108. doi:10.1016/j.scitotenv.2014.10.119
92. Kostić, J., Kolarević, S., Kračun-Kolarević, M., Aborgiba, M., Gačić, Z., Paunović, M., ... Vuković-Gačić, B. (2017). The impact of multiple stressors on the biomarkers response in gills and liver of freshwater breams during different seasons. *Science of the Total Environment*, 601–602, 1670–1681. doi:10.1016/j.scitotenv.2017.05.273
93. Afonso, A., Gutiérrez, Á. J., Lozano, G., González-Weller, D., Lozano-Bilbao, E., Rubio, C., ... Hardisson, A. (2018). Metals in *Diplodus sargus cadenati* and *Sparisoma cretense*—a risk assessment for consumers. *Environmental Science and Pollution Research*, 25(3), 2630–2642. doi:10.1007/s11356-017-0697-4
94. Stanek, M., & Janicki, B. (2011). Impact of season and sex on calcium and phosphorus content in the meat of roach (*Rutilus rutilus* L.) from the Brda River (Poland, Bydgoszcz). *Folia Biologica*, 59(3–4), 189–194. doi:10.3409/fb59_3-4.189-194
95. Wen, J., & Hu, C. (2010). Elemental composition of commercial sea cucumbers (holothurians). *Food Additives and Contaminants: Part B Surveillance*, 3(4), 246–252. doi:10.1080/19393210.2010.520340
96. Kerambrun, E., Henry, F., Cornille, V., Courcot, L., & Amara, R. (2013). A combined measurement of metal bioaccumulation and condition indices in juvenile European flounder, *Platichthys flesus*, from European estuaries. *Chemosphere*, 91(4), 498–505. doi:10.1016/j.chemosphere.2012.12.010
97. Vieira, C., Morais, S., Ramos, S., Delerue-Matos, C., & Oliveira, M. B. P. P. (2011). Mercury, cadmium, lead and arsenic levels in three pelagic fish species from the Atlantic Ocean: Intra- and inter-specific variability and human health risks for consumption. *Food and Chemical Toxicology*, 49(4), 923–932. doi:10.1016/j.fct.2010.12.016
98. Zubcov, E., Zubcov, N., Ene, A., & Biletschi, L. (2012). Assessment of copper and zinc levels in fish from freshwater ecosystems of Moldova. *Environmental Science and Pollution Research*, 19(6), 2238–2247. doi:10.1007/s11356-011-0728-5
99. Fallah, A. A., Saei-Dehkordi, S. S., Nematollahi, A., & Jafari, T. (2011). Comparative study of heavy metal and trace element accumulation in edible tissues of farmed and wild rainbow trout (*Oncorhynchus mykiss*) using ICP-OES technique. *Microchemical Journal*, 98(2), 275–279. doi:10.1016/j.microc.2011.02.007
100. Peng, S.-H., Hung, J.-J., & Hwang, J.-S. (2011). Bioaccumulation of trace metals in the submarine hydrothermal vent crab *Xenograpsus testudinatus* off Kueishan Island, Taiwan. *Marine Pollution Bulletin*, 63(5–12), 396–401. doi:10.1016/j.marpolbul.2011.05.013
101. Ugarte, A., Abrego, Z., Unceta, N., Goicolea, M. A., & Barrio, R. J. (2012). Evaluation of the bioaccumulation of trace elements in tuna species by correlation analysis between their concentrations in muscle and first dorsal spine using microwave-assisted digestion and ICP-MS. *International Journal of Environmental Analytical Chemistry*, 92(15), 1761–1775. doi:10.1080/03067319.2011.603078
102. Pantelica, A., Ene, A., & Georgescu, I. I. (2012). Instrumental neutron activation analysis of some fish species from Danube River in Romania. *Microchemical Journal*, 103, 142–147. doi:10.1016/j.microc.2012.02.005
103. Nechev, J. T. (2011). *Pollutants in the Black Sea and their impact to marine organisms* (pp. 129–150). Retrieved from <https://www.scopus.com/inward/record.uri?eid=2-s2.0-84895331808&partnerID=40&md5=8e2f51964e28b74d26513159ec50c1a4>
104. Azevedo, J. S., Sarkis, J. E. S., Hortellani, M. A., & Ladle, R. J. (2012). Are Catfish (Ariidae) effective bioindicators for Pb, Cd, Hg, Cu and Zn? *Water, Air, and Soil Pollution*, 223(7), 3911–3922. doi:10.1007/s11270-012-1160-2

105. Zhao, S., Feng, C., Quan, W., Chen, X., Niu, J., & Shen, Z. (2012). Role of living environments in the accumulation characteristics of heavy metals in fishes and crabs in the Yangtze River Estuary, China. *Marine Pollution Bulletin*, 64(6), 1163–1171. doi:10.1016/j.marpolbul.2012.03.023
106. Crafford, D., & Avenant-Oldewage, A. (2010). Bioaccumulation of non-essential trace metals in tissues and organs of *Clarias gariepinus* (sharp-tooth catfish) from the Vaal River system - strontium, aluminium, lead and nickel. *Water SA*, 36(5), 621–640. Retrieved from <https://www.scopus.com/inward/record.uri?eid=2-s2.0-78349282994&partnerID=40&md5=8ba03afc4c49c6df3431806e933fa245>
107. Zrnčić, S., Oraić, D., Čaleta, M., Mihaljević, Ž., Zanella, D., & Bilandžić, N. (2013). Biomonitoring of heavy metals in fish from the Danube River. *Environmental Monitoring and Assessment*, 185(2), 1189–1198. doi:10.1007/s10661-012-2625-x
108. Azevedo, J. de S., Hortellani, M. A., & Sarkis, J. E. de S. (2012). Accumulation and distribution of metals in the tissues of two catfish species from Cananéia and Santos-São Vicente estuaries. *Brazilian Journal of Oceanography*, 60(4), 463–472. doi:10.1590/S1679-87592012000400005
109. Squadrone, S., Prearo, M., Brizio, P., Gavinelli, S., Pellegrino, M., Scanzio, T., ... Abete, M. C. (2013). Heavy metals distribution in muscle, liver, kidney and gill of European catfish (*Silurus glanis*) from Italian Rivers. *Chemosphere*, 90(2), 358–365. doi:10.1016/j.chemosphere.2012.07.028.

3. Jarić, I., Višnjić-Jeftić, Ž., Cvijanović, G., Gačić, Z., Jovanović, Lj., Skorić, S. and Lenhardt, M. (2011). Determination of differential heavy metal and trace element accumulation in liver, gills, intestine and muscle of sterlet (*Acipenser ruthenus*) from the Danube River in Serbia by ICP-OES. *Microchemical Journal* 98, 77-81.

Цитирају:

110. Salaah, S., & El-Gaar, D. (2020). Physiological and histological alterations in fishes induced by pollution in Lake Nasser and the potential human risk assessment. *Egyptian Journal of Aquatic Biology and Fisheries*, 24(4), 373 – 390.
111. Gobi, N., Vaseeharan, B., Rekha, R., Vijayakumar, S., & Faggio, C. (2018). Bioaccumulation, cytotoxicity and oxidative stress of the acute exposure selenium in *Oreochromis mossambicus*. *Ecotoxicology and Environmental Safety*, 162, 147 – 159.
112. Jantawongsri, K., Nørregaard, R., Bach, L., Dietz, R., Sonne, C., Jørgensen, K., Lierhagen, S., Ciesielski, T., Jenssen, B., Haddy, J., Eriksen, R., & Nowak, B. (2021). Histopathological effects of short-term aqueous exposure to environmentally relevant concentration of lead (Pb) in shorthorn sculpin (*Myoxocephalus scorpius*) under laboratory conditions. *Environmental Science and Pollution Research*, 28(43), 61423 – 61440.
113. Djikanović, V., Skorić, S., Spasić, S., Naunovic, Z., & Lenhardt, M. (2018). Ecological risk assessment for different macrophytes and fish species in reservoirs using biota-sediment accumulation factors as a useful tool. *Environmental Pollution*, 241, 1167 – 1174.
114. Sheikhzadeh, H., & Hamidian, A. (2021). Bioaccumulation of heavy metals in fish species of Iran: a review. *Environmental Geochemistry and Health*, 43(10), 3749 – 3869.
115. Zuliani, T., Vidmar, J., Drinčić, A., Ščančar, J., Horvat, M., Nečemer, M., Piria, M., Simonović, P., Paunović, M., & Milačić, R. (2019). Potentially toxic elements in muscle tissue of different fish species from the Sava River and risk assessment for consumers. *Science of the Total Environment*, 650, 958 – 969.
116. Fazli, H., Behrouz Khoshghalb, M., & Abdolmaleki, S. (2022). A Multi-species modeling approach to consider the effects of environmental parameters on Caspian sturgeon fishes stock status. *Regional Studies in Marine Science*, 56.
117. Varol, M., Kaçar, E., & Akin, H. (2020). Accumulation of trace elements in muscle, gill and liver of fish species (*Capoeta umbla* and *Luciobarbus mystaceus*) in the Tigris River (Turkey), and health risk assessment. *Environmental Research*, 186.
118. Sow, A., Ismail, A., Zulkifli, S., Azmai, M., & Hambali, K. (2020). Assessment on reproductive biology of asian swamp eel, *monopterus javanensis* la cepède 1800 in relation to the impacts of paddy practice management in Kelantan, Malaysia. *Pertanika Journal of Tropical Agricultural Science*, 43(1), 65 – 79.
119. Wang, P., An, G., Jarvis, P., Liu, W., Ding, S., Qu, R., Li, Z., Ye, C., & Chu, W. (2024). Simultaneous removal of organic micropollutants and metals from water by a multifunctional β -cyclodextrin polymer-supported-polyaniline composite. *Chemical Engineering Journal*, 482.

120. Simionov, I.A., Cristea, D., Petrea, S.M., Mogodan, A., Nicoara, M., Plavan, G., Baltag, E., Jijie, R., & Strungaru, S.A. (2021). Preliminary investigation of lower Danube pollution caused by potentially toxic metals. *Chemosphere*, 264.
121. Biolé, F., Vegh, S., Bavio, M., Tripodi, P., Volpedo, A., & Thompson, G. (2024). Essential and non-essential elements in marine silverside *Odontesthes argentinensis* from southwestern Atlantic coast: Tissues bioaccumulation, biomagnification and public health risk assessment. *Food and Chemical Toxicology*, 185.
122. Plessl, C., Gilbert, B., Sigmund, M., Theiner, S., Avenant-Oldewage, A., Keppler, B., & Jirsa, F. (2019). Mercury, silver, selenium and other trace elements in three cyprinid fish species from the Vaal Dam, South Africa, including implications for fish consumers. *Science of the Total Environment*, 659, 1158 – 1167.
123. Petrovskiy, A., Ksenofontov, D., Kozhanova, E., & Reshetnikov, A. (2024). Concentrations of Trace Elements (Mn, Zn, Cu, Fe, Ni, Co, and Cd) in Invasive Fish *Perccottus glenii* in Water Bodies of Moscow. *Russian Journal of Biological Invasions*, 15(1), 112 – 118.
124. Pradhoshini, K., Priyadharshini, M., Santhanabharathi, B., Ahmed, M., Parveen, M., War, M., Musthafa, M., Alam, L., Falco, F., & Faggio, C. (2023). Biological effects of ionizing radiation on aquatic biota – A critical review. *Environmental Toxicology and Pharmacology*, 99.
125. Maurya, P., & Malik, D. (2019). Bioaccumulation of heavy metals in tissues of selected fish species from Ganga river, India, and risk assessment for human health. *Human and Ecological Risk Assessment*, 25(4), 905 – 923.
126. Hamidian, A., Sheikhzadeh, H., Boujari, A., Eagderi, S., & Ashrafi, S. (2023). Comparative assessment of human health risk associated with heavy metals bioaccumulation in fish species (*Barbus grypus* and *Tenualosa ilisha*) from the Karoon River, Iran: Elucidating the role of habitat and feeding habits. *Marine Pollution Bulletin*, 188.
127. Silva, C., Santos, S., Garcia, C., Pontes, G., & Wasserman, J. (2020). Metals and arsenic in marine fish commercialized in the NE Brazil: Risk to human health. *Human and Ecological Risk Assessment*, 26(3), 695 – 712.
128. Kalantzi, I., Mylona, K., Pergantis, S., Coli, A., Panopoulos, S., & Tsapakis, M. (2019). Elemental distribution in the different tissues of brood stock from Greek hatcheries. *Aquaculture*, 503, 175 – 185.
129. Rind, K., Aslam, S., Memon, N., Raza, A., Saeed, M., Mushtaq, A., Ujan, J., Habib, S., Al-Rejaie, S., & Mohany, M. (2025). Heavy Metal Concentrations in Water, Sediment, and Fish Species in Chashma Barrage, Indus River: A Comprehensive Health Risk Assessment. *Biological Trace Element Research*, 203(4), 2226 – 2239.
130. Liu, X., Jiang, J., Yan, Y., Dai, Y., Deng, B., Ding, S., Su, S., Sun, W., Li, Z., & Gan, Z. (2018). Distribution and risk assessment of metals in water, sediments, and wild fish from Jinjiang River in Chengdu, China. *Chemosphere*, 196, 45 – 52.
131. Mijošek, T., Marijić, V., Dragun, Z., Ivanković, D., Krasnići, N., Redžović, Z., Veseli, M., Gottstein, S., Lajtner, J., Perić, M., Kepčija, R., & Erk, M. (2020). Thallium accumulation in different organisms from karst and lowland rivers of Croatia under wastewater impact. *Environmental Chemistry*, 17(2), 201 – 212.
132. Sula, E., Aliko, V., Barceló, D., & Faggio, C. (2020). Combined effects of moderate hypoxia, pesticides and PCBs upon crucian carp fish, *Carassius carassius*, from a freshwater lake- in situ ecophysiological approach. *Aquatic Toxicology*, 228.
133. Asli, M., Azizzadeh, M., Moghaddamjafari, A., & Mohsenzadeh, M. (2020). Copper, Iron, Manganese, Zinc, Cobalt, Arsenic, Cadmium, Chrome, and Lead Concentrations in Liver and Muscle in Iranian Camel (*Camelus dromedarius*). *Biological Trace Element Research*, 194(2), 390 – 400.
134. Filipović Marijić, V., Mijošek, T., Dragun, Z., Retzmann, A., Zitek, A., Prohaska, T., Bačić, N., Redžović, Z., Grgić, I., Krasnići, N., Valić, D., Kapetanović, D., Žunić, J., Ivanković, D., Vardić Smrzlić, I., & Erk, M. (2022). Application of Calcified Structures in Fish as Indicators of Metal Exposure in Freshwater Ecosystems. *Environments - MDPI*, 9(2).
135. Ge, M., Liu, G., Liu, H., & Liu, Y. (2020). Levels of metals in fish tissues of *Liza haematocheila* and *Lateolabrax japonicus* from the Yellow River Delta of China and risk assessment for consumers. *Marine Pollution Bulletin*, 157.
136. Canpolat, O. (2020). Assessment of potential human health risks from some heavy metals and arsenic via fish consumption. *Fresenius Environmental Bulletin*, 29(3), 1686 – 1694.

137. Vasile, D., Gaina, G., Petcu, L., Coprean, D., Tofan, L., & Dinischiotu, A. (2019). Bioaccumulation of Copper and Zinc and the Effects on Antioxidant Enzyme Activities in the Liver of *Acipenser stellatus* (Pallas, 1771). *Bulletin of Environmental Contamination and Toxicology*, 102(1), 39 – 45.
138. Simukoko, C., Mwakalapa, E., Bwalya, P., Muzandu, K., Berg, V., Mutoloki, S., Polder, A., & Lyche, J. (2022). Assessment of heavy metals in wild and farmed tilapia (*Oreochromis niloticus*) on Lake Kariba, Zambia: implications for human and fish health. *Food Additives and Contaminants - Part A Chemistry, Analysis, Control, Exposure and Risk Assessment*, 39(1), 74 – 91.
139. Meenakshi, N., Fathima, K., & Vandana Priya, M. (2020). A study on the ameliorative effect of spirulina platensis on copper induced hepato-toxicity in cyprinus carpio. *International Journal of Advanced Science and Technology*, 29(4 Special Issue), 1968 – 1981.
140. Abalaka, S., Enem, S., Idoko, I., Sani, N., Tenuche, O., Ejeh, S., & Sambo, W. (2020). Heavy metals bioaccumulation and health risks with associated histopathological changes in *Clarias gariepinus* from the Kado fish market, Abuja, Nigeria. *Journal of Health and Pollution*, 10(26), 1 – 12.
141. Pérez, P., Hintelmann, H., Lobos, G., & Bravo, M. (2019). Mercury and methylmercury levels in soils associated with coal-fired power plants in central-northern Chile. *Chemosphere*, 237.
142. Cordeli, A., Oprea, L., Crețu, M., Dediu, L., Coadă, M., & Mînzală, D.N. (2023). Bioaccumulation of Metals in Some Fish Species from the Romanian Danube River: A Review. *Fishes*, 8(8).
143. Purbonegoro, T., Damar, A., Riani, E., Butet, N., & Cordova, M. (2024). Accumulation of Cd and Pb in sediments and Asian swamp eels (*Monopterus albus*) from downstream area of Cisadane River, Indonesia. *Environmental Monitoring and Assessment*, 196(6).
144. Kumar, M., Gupta, N., Ratn, A., Awasthi, Y., Prasad, R., Trivedi, A., & Trivedi, S. (2020). Biomonitoring of Heavy Metals in River Ganga Water, Sediments, Plant, and Fishes of Different Trophic Levels. *Biological Trace Element Research*, 193(2), 536 – 547.
145. Souza, I., Morozesk, M., Bonomo, M., Azevedo, V., Sakuragui, M., Elliott, M., Matsumoto, S., Wunderlin, D., Baroni, M., Monferrán, M., & Fernandes, M. (2018). Differential biochemical responses to metal/metalloid accumulation in organs of an edible fish (*Centropomus parallelus*) from Neotropical estuaries. *Ecotoxicology and Environmental Safety*, 161, 260 – 269.
146. Abd Kadir, N., Mahmud, M., Mohd Zainol, M., Malek, M., & Harrison, F. (2018). Heavy metals content in *paraphilometroides nemipteri* from south China sea may influence level of glutathione and P38 protein expression. *Sains Malaysiana*, 47(7), 1393 – 1400.
147. Mijošek, T., Filipović Marijić, V., Dragun, Z., Ivanković, D., Krasnići, N., Redžović, Z., & Erk, M. (2021). Intestine of invasive fish Prussian carp as a target organ in metal exposure assessment of the wastewater impacted freshwater ecosystem. *Ecological Indicators*, 122.
148. Biolé, F., Llamazares Vegh, S., Carvalho, B., Bavio, M., Tripodi, P., Volpedo, A., & Thompson, G. (2023). Health risk assessment and differential distribution of Arsenic and metals in organs of *Urophycis brasiliensis* a commercial fish from Southwestern Atlantic coast. *Marine Pollution Bulletin*, 187.
149. Naangmenyele, Z., Ncube, S., Akpabey, F., Dube, S., & Nindi, M. (2021). Bioaccumulation and human risk assessment of heavy metals in *Oreochromis niloticus* and *Clarias gariepinus* fish species from the Golinga reservoir, Ghana. *South African Journal of Chemistry*, 75, 111 – 116.
150. Kumar, A., Kumar, A., & Jha, S. (2020). Distribution and bioaccumulation of heavy metal in water, sediment and fish tissue from the river mahananda in seemanchal zone, north Bihar, India. *International Journal of Aquatic Biology*, 8(2), 109 – 125.
151. Huang, H., Hu, Z., Zhao, X., Cheng, X., Chen, J., Wang, Z., Qian, H., & Zhang, S. (2024). Trophic transfer of heavy metals across four trophic levels based on muscle tissue residuals: a case study of Dachen Fishing Grounds, the East China Sea. *Environmental Monitoring and Assessment*, 196(4).
152. Afzal, F., Samiullah, Nadeem, A., Aslam, M., Shafi, M., Hasni, K., Hakeem, A., & Tariq, S. (2022). Measurement of iron, manganese, copper, cobalt and lead to assess the edible fitness of m. *Cephalus* collected from lasbela (Balochistan), Pakistan, using atomic absorption spectroscopy. *Malaysian Journal of Science*, 41(1), 54 – 75.
153. Madzingira, O., Lifumbela, L., Kandiwa, E., Kandjengo, L., & Mushonga, B. (2020). Cadmium and lead levels in three freshwater fish species from the Zambezi region, Namibia. *African Journal of Aquatic Science*, 45(4), 520 – 524.
154. Tifarouine, L., Boutahar, L., Benabbou, A., Rguibi Idrissi, H., Bouarakia, O., Benmokhtar, S., El Abidi, A., Fekhaoui, M., & Benhoussa, A. (2022). Evaluation of bioconcentration of trace elements in

- the Western Mediterranean mouse *Mus spretus* at two Moroccan wetland sites. *Biologia*, 77(10), 2843 – 2855.
155. Kwaansa-Ansah, E., Nti, S., & Opoku, F. (2019). Heavy metals concentration and human health risk assessment in seven commercial fish species from Asafo Market, Ghana. *Food Science and Biotechnology*, 28(2), 569 – 579.
 156. Sen, P., Das, N., Saha, N., Ghosh, S., Mondal, A., & Mandal, S. (2023). Modeling of Cadmium Bioaccumulation Dynamics in *Channa punctata* (Bloch, 1793) of Dankuni Wetland Ecosystem and Assessment of Risk to Human Health. *Applied Biochemistry and Biotechnology*, 195(6), 3681 – 3698.
 157. Salimi, M., Behbahani, M., Sobhi, H., Ghambarian, M., & Esrafil, A. (2020). Trace measurement of lead and cadmium ions in wastewater samples using a novel dithizone immobilized metal–organic framework-based μ -dispersive solid-phase extraction. *Applied Organometallic Chemistry*, 34(8).
 158. La Colla, N., Botté, S., & Marcovecchio, J. (2018). Metals in coastal zones impacted with urban and industrial wastes: Insights on the metal accumulation pattern in fish species. *Journal of Marine Systems*, 181, 53 – 62.
 159. Llamazares Vegh, S., Biolé, F., & Volpedo, A. (2023). Essential and toxic elements in juvenile migratory commercial fish species in the Paraná River alluvial valley (South America): an approach for aquatic environmental monitoring. *Environmental Monitoring and Assessment*, 195(9).
 160. Farhadiannezhad, M., Ali Malaek, S., Mojaddami, A., Abbasi, S., Noorizadeh, N., & Chamkouri, N. (2019). ICP-OES determination of elements in *dorema aucheri* and *suaeda maritima*. *Indian Journal of Forensic Medicine and Toxicology*, 13(3), 500 – 505.
 161. Muhammad, S., Ali, W., & Rehman, I. (2022). Potentially Harmful Elements Accumulation and Health Risk Assessment of Edible Fish Tissues Caught from the Phander Valley, Northern Pakistan. *Biological Trace Element Research*, 200(11), 4837 – 4845.
 162. Khater, Z. (2024). Water Physicochemical Properties and Metal Deposition in the Crayfish, *Procambarus clarkii*, and Sediments of Sharkia Province, Egypt, Under Water Pollution. *Egyptian Journal of Aquatic Biology and Fisheries*, 28(4), 1915 – 1936.
 163. Friedrich, T., Reinartz, R., & Gessner, J. (2019). Sturgeon re-introduction in the Upper and Middle Danube River Basin. *Journal of Applied Ichthyology*, 35(5), 1059 – 1068.
 164. Silva, C., Garcia, C., Santana, H., Pontes, G., Wasserman, J., & Costa, S. (2021). Metal and metalloid concentrations in marine fish marketed in Salvador, BA, northeastern Brazil, and associated human health risks. *Regional Studies in Marine Science*, 43.
 165. Campos, S., Dal-Magro, J., & Souza-Franco, G. (2018). Metals in fish of different trophic levels in the area of influence of the AHE Foz do Chapecó reservoir, Brazil. *Environmental Science and Pollution Research*, 25(26), 26330 – 26340.
 166. Ghelichi, S., Hajfathalian, M., & Bekhit, A.D. (2022). *Caviar: processing, composition, safety, and sensory attributes*.
 167. Ayodele, O., Adelodun, A., & Oluwagbohunmi, A. (2023). Trace metal concentration in common fishes from the Lagos lagoon, Southwestern Nigeria. *Regional Studies in Marine Science*, 60.
 168. Mijošek, T., Filipović Marijić, V., Dragun, Z., Ivanković, D., Krasnići, N., & Erk, M. (2022). Efficiency of metal bioaccumulation in acanthocephalans, gammarids and fish in relation to metal exposure conditions in a karst freshwater ecosystem. *Journal of Trace Elements in Medicine and Biology*, 73.
 169. Akwu, N., Naidoo, Y., & Singh, M. (2019). A comparative study of the proximate, FTIR analysis and mineral elements of the leaves and stem bark of *Grewia lasiocarpa* E.Mey. ex Harv.: An indigenous southern African plant. *South African Journal of Botany*, 123, 9 – 19.
 170. Wang, S., Zheng, N., Sun, S., An, Q., Li, P., Li, X., Li, Z., & Zhang, W. (2022). Trends and Health Risk of Trace Metals in Fishes in Liaodong Bay, China, From 2015 to 2020. *Frontiers in Marine Science*, 8.
 171. Nigariga, P., Saren, D., Varma, R., & Sugumar, V. (2023). Assessment of trace metal bioaccumulation on the shells of edible gastropod *Chicoreus ramosus* and *Hemifusus pugilinus*. *Environmental Monitoring and Assessment*, 195(5).
 172. Obradović, S., Pantelić, M., Stojanović, V., Tešin, A., & Dolinaj, D. (2020). Danube water quality and assessment on ecotourism in the biosphere reserve 'Bačko Podunavlje' in Serbia. *Water Science and Technology: Water Supply*, 20(4), 1215 – 1228.

173. Despotović, S., Prokić, M., Gavrić, J., Gavrilović, B., Radovanović, T., Borković-Mitić, S., Pavlović, S., & Saičić, Z. (2019). Evaluation of the river snail *Viviparus acerosus* as a potential bioindicator species of metal pollution in freshwater ecosystems. *Archives of Biological Sciences*, 71(1), 39 – 47.
174. Mijošek, T., Filipović Marijić, V., Dragun, Z., Ivanković, D., Krasnići, N., Erk, M., Gottstein, S., Lajtner, J., Sertić Perić, M., & Matoničkin Kepčija, R. (2019). Comparison of electrochemically determined metallothionein concentrations in wild freshwater salmon fish and gammarids and their relation to total and cytosolic metal levels. *Ecological Indicators*, 105, 188 – 198.
175. Sree, A., Srinivasulu, A., Panigrahi, T., Aruna, B., Biswas, J., & Rao, A. (2023). Tissue-specific trace elements concentration and human health risk assessment in three marine fish species from Visakhapatnam to Kakinada coasts. *Radiation Detection Technology and Methods*, 7(4), 611 – 626.
176. Filipović Marijić, V., Krasnići, N., Valić, D., Kapetanović, D., Vardić Smrzlić, I., Jordanova, M., Rebok, K., Ramani, S., Kostov, V., Nastova, R., & Dragun, Z. (2023). Pollution impact on metal and biomarker responses in intestinal cytosol of freshwater fish. *Environmental Science and Pollution Research*, 30(23), 63510 – 63521.
177. Dalzochio, T., Rodrigues, G., Simões, L., Souza, M., Petry, I., Andriguetti, N., Silva, G., Silva, L., & Gehlen, G. (2018). In situ monitoring of the Sinos River, southern Brazil: water quality parameters, biomarkers, and metal bioaccumulation in fish. *Environmental Science and Pollution Research*, 25(10), 9485 – 9500.
178. Almeida, D., Brígido, M., Anjos, M., Ferreira, S., Souza, A., & Lopes, R. (2019). Using a portable total reflection X-ray fluorescence system for a multielement analysis of Swiss mice brains with experimental Alzheimer's disease induced by β -amyloid oligomers. *X-Ray Spectrometry*, 48(5), 452 – 464.
179. Lonkar, S., & Kolte, S. (2025). Bioaccumulation of metals in aquatic species from anthropogenically stressed and ecologically sensitive zones of Maharashtra's coastal belt, India. *Regional Studies in Marine Science*, 82.
180. Milošković, A., & Simić, V. (2023). Bioaccumulation of potentially toxic elements in fish species of Serbia: a review. *Environmental Science and Pollution Research*, 30(12), 32255 – 32277.
181. Correia, E., Granadeiro, J., Vale, C., & Catry, T. (2022). Linking trophic ecology with element concentrations in a coastal fish community of the Bijagós Archipelago, West Africa. *Marine Pollution Bulletin*, 178.
182. Banan, A., Forouharmehr, A., Kalbassi, M., Esmailbeigi, M., Bahmani, M., Yazdani Sadati, M., Kolok, A., & Rogan, E. (2022). Salinity gradients exacerbate the genotoxicity and bioaccumulation of silver nanoparticles in fingerling Persian sturgeon (*Acipenser persicus*). *Regional Studies in Marine Science*, 52.
183. Simon, O., Gagnaire, B., Sommard, V., Pierrisnard, S., Camilleri, V., Carasco, L., Gilbin, R., & Frelon, S. (2019). Uranium transfer and accumulation in organs of *Danio rerio* after waterborne exposure alone or combined with diet-borne exposure. *Environmental Toxicology and Chemistry*, 38(1), 90 – 98.
184. Dehghani, Z., Hosseini, M., Mohammadnejad, J., & Ganjali, M. (2019). Novel colorimetric sensor based on peroxidase-like activity of chitosan-stabilized Au/Pt nanoclusters for trace lead. *Analytical Methods*, 11(5), 684 – 690.
185. Khoshbavar Rostam, H., & Yelghi, S. (2020). Acute toxicity and hematological indices and biochemical parameters of giant sturgeon, *Huso huso* after acute exposure to crude oil. *Iranian Journal of Fisheries Sciences*, 19(3), 1292 – 1303.
186. Amé, M., Ballesteros, M., Bistoni, M., Hued, A., Monferrán, M., & Wunderlin, D. (2019). *Effects of river pollution on its biota: Results from a 20-year study in the suquia river basin (córdoba, argentina)*.
187. Sarlak, Z., Hosseini, H., Garavand, F., Mohammadi, R., & Rouhi, M. (2022). The Occurrence of Lead in Animal Source Foods in Iran in the 2010s Decade: A Systematic Review. *Biological Trace Element Research*, 200(4), 1917 – 1936.
188. Strat, D., & Gheorghe, I. (2023). Conservation Status and Effectiveness of the National and International Policies for the Protection and Conservation of Sturgeons in the Danube River and Black Sea Basin. *Diversity*, 15(4).
189. Boota, M., Soomro, S.e.h., Xia, H., Qin, Y., Kakakhel, M., Yan, C., Weiran, L., & Xu, J. (2024). Distribution and bioaccumulation of trace elements in two Cyprinidae fish species in the Indus river,

- Pakistan, including the impact of hydraulic structure on macroinvertebrates' biodiversity. *Environmental Research*, 252.
190. Kovacik, A., Tvrda, E., Miskeje, M., Arvay, J., Tomka, M., Zbynovska, K., Andreji, J., Hleba, L., Kovacikova, E., Fik, M., Cupka, P., Nahacky, J., & Massanyi, P. (2019). Trace Metals in the Freshwater Fish *Cyprinus carpio*: Effect to Serum Biochemistry and Oxidative Status Markers. *Biological Trace Element Research*, 188(2), 494 – 507.
 191. Shivaramu, S., Santo, C., Kašpar, V., Bierbach, D., Gessner, J., Rodina, M., Gela, D., Flajšhans, M., & Wuertz, S. (2019). Critical swimming speed of sterlet (*Acipenser ruthenus*): Does intraspecific hybridization affect swimming performance?. *Journal of Applied Ichthyology*, 35(1), 217 – 225.
 192. Lazăr, N.N., Simionov, I.A., Petrea, Ș.M., Iticescu, C., Georgescu, P.L., Dima, F., & Antache, A. (2024). The influence of climate changes on heavy metals accumulation in *Alosa immaculata* from the Danube River Basin. *Marine Pollution Bulletin*, 200.
 193. Mikala Okouyi, C., Kamdem, M., Voua Otomo, P., & Maganga, G. (2024). Metal accumulation in fish species of a vast hydrographic network in the Moyen-Ogooué and Haut-Ogooué Provinces of Gabon: Implications for human health. *Toxicology Reports*, 13.
 - Rebelato, M., Rodrigues, A., Thomaz, A., Saran, L., Madaleno, L., & Oliveira, O. (2019). Developing an index to assess human toxicity potential of sugarcane industry. *Journal of Cleaner Production*, 209, 1274 – 1284.
 194. Bakhasha, J., Trivedi, S. P., Yadav, K. K., Saxena, V., Arya, N., & Trivedi, A. (2024). Copper toxicity investigated at the biochemical, genotoxicological and histopathological levels under environmentally relevant concentration on food fish *Channa punctatus* [Article]. *Journal of Environmental Biology*, 45(3), 288–299. <https://doi.org/10.22438/jeb/45/3/MRN-5232>
 195. Bakshi, M., Ghosh, S., Chakraborty, D., Hazra, S., & Chaudhuri, P. (2018). Assessment of potentially toxic metal (PTM) pollution in mangrove habitats using biochemical markers: A case study on *Avicennia officinalis* L. in and around Sundarban, India [Article]. *Marine Pollution Bulletin*, 133, 157–172. <https://doi.org/10.1016/j.marpolbul.2018.05.030>
 196. Chan, W. S., Routh, J., Luo, C., Dario, M., Miao, Y., Luo, D., & Wei, L. (2021). Metal accumulations in aquatic organisms and health risks in an acid mine-affected site in South China [Article]. *Environmental Geochemistry and Health*, 43(11), 4415–4440. <https://doi.org/10.1007/s10653-021-00923-0>
 197. Li, C., Ran, F., Li, Z., Huang, S., Duanzhi, D., Liu, Y., Wu, M., Li, Q., Wang, Y., Liu, C., Wang, Z., Wang, G., Jian, S., & Jin, W. (2021). Calcineurin Immune Signaling in Response to Zinc Challenge in the Naked Carp *Gymnocypris eckloni* [Article]. *Bulletin of Environmental Contamination and Toxicology*, 106(5), 792–798. <https://doi.org/10.1007/s00128-021-03178-8>
 198. Soylak, M., Ungur, I., & Ozalp, O. (2023). Magnetic solid- phase extraction of nickel(II) as the 2-(5-bromo-2-pyridilazo)-5-(diethylamino)phenol chelate on magnetite@methacrylic ester copolymer prior to high-resolution-continuum source flame atomic absorption spectrometric detection [Article]. *Instrumentation Science and Technology*, 51(4), 447–464. <https://doi.org/10.1080/10739149.2022.2156535>
 199. Afandi, I., Talba, S., Benhra, A., Benbrahim, S., Chfiri, R., Labonne, M., Masski, H., Laë, R., Tito De Morais, L., Bekkali, M., & Bouthir, F. Z. (2018). Trace metal distribution in pelagic fish species from the north-west African coast (Morocco) [Article]. *International Aquatic Research*, 10(2), 191–205. <https://doi.org/10.1007/s40071-018-0192-7>
 200. Awual, Md. R., Islam, A., Hasan, M. M., Rahman, M. M., Asiri, A. M., Khaleque, M. A., & Chanmiya Sheikh, M. (2019). Introducing an alternate conjugated material for enhanced lead(II) capturing from wastewater [Article]. *Journal of Cleaner Production*, 224, 920–929. <https://doi.org/10.1016/j.jclepro.2019.03.241>
 201. Jahan, S., Jewel, Md. A. S., Haque, Md. A., Khatun, B., Kazal, Md. S. I., Ara, J., Arai, T., Paray, B. A., Yu, J., Ngah, N., & Hossain, M. B. (2025). Trace element contamination and health risk assessment from consumption of six commonly consumed fish in a subtropical estuary [Article]. *Journal of Food Composition and Analysis*, 140. <https://doi.org/10.1016/j.jfca.2025.107220>
 202. Rodriguez-Levy, I. E., Van Damme, P. A., Carvajal-Vallejos, F. M., & Bervoets, L. (2022). Trace element accumulation in different edible fish species from the Bolivian Amazon and the risk for human consumption [Article]. *Heliyon*, 8(11). <https://doi.org/10.1016/j.heliyon.2022.e11649>
 203. Şirin, M., Bayrak, E. Y., & Baltaş, H. (2024). Human health risk assessment of heavy metals accumulation in different genders and tissues of whiting fish (*Merlangius merlangus euxinus*)

- Nordmann, 1840) from Rize, Turkey [Article]. *Journal of Food Composition and Analysis*, 127. <https://doi.org/10.1016/j.jfca.2024.105971>
204. Farahbakhsh, Z., Akbarzadeh, A., Amiri, P., & Naji, A. (2019). Potential health risk assessment of heavy metals (Cu, Zn, Ni) via the consumption of the prevailing bony fish *Liza auratus* (Risso, 1810) of Caspian Sea. *Iranian Journal of Health and Environment*, 12(2), 193 – 202.
 205. Trevizani, T., Domit, C., Vedolin, M., Angeli, J., & Figueira, R. (2019). Assessment of metal contamination in fish from estuaries of southern and southeastern Brazil. *Environmental Monitoring and Assessment*, 191(5).
 206. Mansouri, B., Maleki, A., Davari, B., Karimi, J., & Momeni, V. (2016). Estimation of daily intake and potential risk of heavy metals in different tissues of fish in gamasyab river. *Scientific Journal of Kurdistan University of Medical Sciences*, 21(2), 112 – 121.
 207. Butcher, D. (2013). Review: Recent advances in optical analytical atomic spectrometry. *Applied Spectroscopy Reviews*, 48(4), 261 – 328.
 208. Milošković, A., Dojčinović, B., Simić, S., Pavlović, M., & Simić, V. (2014). Heavy metal and trace element bioaccumulation in target tissues of three edible predatory fish species from Bovan Reservoir (Serbia). *Fresenius Environmental Bulletin*, 23(8 A), 1884 – 1891.
 209. Proum, S., Santos, J., Lim, L., & Marshall, D. (2016). Metal accumulation in the tissues and shells of *Indothais gradata* snails inhabiting soft and hard substrata in an acidified tropical estuary (Brunei, South East Asia). *Regional Studies in Marine Science*, 8, 487 – 497.
 210. Yan, S., Chen, L., Dou, X., Qi, M., Du, Q., He, Q., Nan, M., Chang, Z., & Nan, P. (2015). Toxicity of 8-Hydroxyquinoline in *Cyprinus carpio* Using the Acute Toxicity Test, Hepatase Activity Analysis and the Comet Assay. *Bulletin of Environmental Contamination and Toxicology*, 95(2), 171 – 176.
 211. Štrbac, S., Kašanin-Grubin, M., Jovančević, B., & Simonović, P. (2015). Bioaccumulation of Heavy Metals and Microelements in Silver Bream (*Brama brama* L.), Northern Pike (*Esox lucius* L.), Sterlet (*Acipenser ruthenus* L.), and Common Carp (*Cyprinus carpio* L.) from Tisza River, Serbia. *Journal of Toxicology and Environmental Health - Part A: Current Issues*, 78(11), 663 – 665.
 212. Abadi, D., Dobaradaran, S., Nabipour, I., Lamani, X., Ravanipour, M., Tahmasebi, R., & Nazmara, S. (2015). Comparative investigation of heavy metal, trace, and macro element contents in commercially valuable fish species harvested off from the Persian Gulf. *Environmental Science and Pollution Research*, 22(9), 6670 – 6678.
 213. Lenhardt, M., Smederevac-Lalić, M., Djikanović, V., Cvijanović, G., Vuković-Gačić, B., Gačić, Z., & Jarić, I. (2014). Biomonitoring and genetic analysis of sturgeons in Serbia: A contribution to their conservation. *Acta Zoologica Bulgarica*, 66(SUPPL. 7), 69 – 73.
 214. Georgieva, E., Yancheva, V., Velcheva, I., Iliev, I., Vasileva, T., Bivolarski, V., Becheva, M., & Stoyanova, S. (2016). Histological and biochemical changes in liver of common carp (*Cyprinus carpio* L.) under metal exposure. *North-Western Journal of Zoology*, 12(2), 261 – 270.
 215. Al-Busaidi, M., Yesudhasan, P., Al-Rabhi, W., Al-Harthy, K., Al-Waili, A., Al-Mazrooei, N., & Al-Habsi, S. (2015). Fatty acid profile and selected chemical contaminants in yellowfin tuna from the Arabian sea. *International Journal of Food Properties*, 18(12), 2764 – 2775.
 216. Azaman, F., Juahir, H., Yunus, K., Azid, A., Kamarudin, M., Toriman, M., Mustafa, A., Amran, M., Hasnama, C., & Saudi, A. (2015). Heavy metal in fish: Analysis and human health-a review. *Jurnal Teknologi*, 77(1), 61 – 69.
 217. Djikanovic, V., Skoric, S., Lenhardt, M., Smederevac-Lalic, M., Visnjic-Jeftic, Z., Spasic, S., & Mickovic, B. (2015). Review of sterlet (*Acipenser ruthenus* L. 1758) (Actinopterygii: Acipenseridae) feeding habits in the River Danube, 1694–852 river km. *Journal of Natural History*, 49(5-8), 411 – 417.
 218. Mashroofeh, A., Bakhtiari, A., Pourkazemi, M., & Rasouli, S. (2013). Bioaccumulation of Cd, Pb and Zn in the edible and inedible tissues of three sturgeon species in the Iranian coastline of the Caspian Sea. *Chemosphere*, 90(2), 573 – 580.
 219. Zrnčić, S., Oraić, D., Čaleta, M., Mihaljević, Ž., Zanella, D., & Bilandžić, N. (2013). Biomonitoring of heavy metals in fish from the Danube River. *Environmental Monitoring and Assessment*, 185(2), 1189 – 1198.
 220. Mashroofeh, A., Bakhtiari, A., & Pourkazemi, M. (2013). Evaluation of Cadmium, Vanadium, Nickel and Zinc concentrations in different tissues of beluga and stellate sturgeon and risk assessment regarding consuming their muscle tissue in South Caspian sea. *Journal of Mazandaran University of Medical Sciences*, 22(96), 89 – 97.

221. Palermo, F., Risso, W., Simonato, J., & Martinez, C. (2015). Bioaccumulation of nickel and its biochemical and genotoxic effects on juveniles of the neotropical fish *Prochilodus lineatus*. *Ecotoxicology and Environmental Safety*, 116, 19 – 28.
222. Cvijanović, G., Adnadević, T., Lenhardt, M., & Marić, S. (2015). New data on sterlet (*Acipenser ruthenus* L.) genetic diversity in the middle and lower Danube sections, based on mitochondrial DNA analyses. *Genetika*, 47(3), 1051 – 1062.
223. Puntoriero, M., Fernández Cirell, A., & Volpedo, A. (2018). Histopathological changes in liver and gills of *Odontesthes bonariensis* inhabiting a lake with high concentrations of arsenic and fluoride (Chasicó Lake, Buenos Aires Province). *Revista Internacional de Contaminacion Ambiental*, 34(1), 69 – 77.
224. Jiang, D., Hu, Z., Liu, F., Zhang, R., Duo, B., Fu, J., Cui, Y., & Li, M. (2014). Heavy metals levels in fish from aquaculture farms and risk assessment in Lhasa, Tibetan Autonomous Region of China. *Ecotoxicology*, 23(4), 577 – 583.
225. Idris, N., Md. Zain, S., Low, K., Kamaruddin, A., & Md. Salleh, K. (2016). Evaluation of heavy metal concentrations in wild and cultivated *Hemibagrus* sp. using principal component analysis; [Penilaian kepekatan logam berat dalam *Hemibagrus* sp. dari habitat semulajadi dan kolam ternakan menggunakan kaedah analisis komponen utama]. *Malaysian Journal of Analytical Sciences*, 20(3), 517 – 524.
226. Dsikowitzky, L., Mengesha, M., Dadebo, E., De Carvalho, C., & Sindern, S. (2013). Assessment of heavy metals in water samples and tissues of edible fish species from Awassa and Koka Rift Valley Lakes, Ethiopia. *Environmental Monitoring and Assessment*, 185(4), 3117 – 3131.
227. Simionov, I.A., Cristea, V., Petrea, Ș.M., Sîrbu, E., Coadă, M., & Cristea, D. (2016). The presence of heavy metals in fish meat from Danube river: An overview. *AACL Bioflux*, 9(6), 1388 – 1399.
228. Stanek, M., Stasiak, K., Janicki, B., & Bernacka, H. (2012). Content of Selected Elements in the Muscle Tissue and Gills of Perch (*Perca fluviatilis* L.) and Water From a Polish Lake. *Polish Journal of Environmental Studies*, 21(4), 1033 – 1038.
229. Monferrán, M., Garnero, P., De Los Angeles Bistoni, M., Anbar, A., Gordon, G., & Wunderlin, D. (2016). From water to edible fish. Transfer of metals and metalloids in the San Roque Reservoir (Córdoba, Argentina). Implications associated with fish consumption. *Ecological Indicators*, 63, 48 – 60.
230. Lefauve, M., & Connaughton, V. (2017). Developmental exposure to heavy metals alters visually-guided behaviors in zebrafish. *Current Zoology*, 63(2), 221 – 227.
231. Taharn, N., Techawongstein, S., & Chanthai, S. (2014). Determination of major-to-trace elements in hot chilli and tomato varieties economically grown in the northeast of Thailand by ICP-OES following microwave assisted digestion. *International Food Research Journal*, 21(2), 517 – 522.
232. Ahmed, M., Ahmad, T., Liaquat, M., Abbasi, K., Farid, I., & Jahangir, M. (2016). Tissue specific metal characterization of selected fish species in Pakistan. *Environmental Monitoring and Assessment*, 188(4).
233. Juncos, R., Campbell, L., Arcagni, M., Daga, R., Rizzo, A., Arribére, M., & Ribeiro Guevara, S. (2017). Variations in anthropogenic silver in a large Patagonian lake correlate with global shifts in photographic processing technology. *Environmental Pollution*, 223, 685 – 694.
234. Afonso, A., Gutiérrez, A., Lozano, G., González-Weller, D., Rubio, C., Caballero, J., Hardisson, A., & Revert, C. (2017). Determination of toxic metals, trace and essentials, and macronutrients in *Sarpa salpa* and *Chelon labrosus*: risk assessment for the consumers. *Environmental Science and Pollution Research*, 24(11), 10557 – 10569.
235. Kaya, H., & Akbulut, M. (2015). Effects of waterborne lead exposure in Mozambique Tilapia: Oxidative stress, osmoregulatory responses, and tissue accumulation. *Journal of Aquatic Animal Health*, 27(2), 77 – 87.
236. Fuentes Gandara, F., Pinedo Hernández, J., & Marrugo Negrete, J. (2018). Heavy metals in fish species from the Mallorquín swamp, Colombia; [Metales pesados en especies ícticas de la ciénaga de Mallorquín, Colombia]. *Espacios*, 39(3).
237. Monferran, M., Garnero, P., Wunderlin, D., & Angeles Bistoni, M. (2016). Potential human health risks from metals and As via *Odontesthes bonariensis* consumption and ecological risk assessments in a eutrophic lake. *Ecotoxicology and Environmental Safety*, 129, 302 – 310.

238. Milanov, D., Krstić, P., Marković, V., Jovanović, A., Baltić, M., Ivanović, S., Jovetić, M., & Baltić, Ž. (2016). Analysis of heavy metals concentration in tissues of three different fish species included in human diet from Danube River, in the Belgrade Region, Serbia. *Acta Veterinaria*, 66(1), 89 – 102.
239. Jiang, H., Lei, M., Kong, X., Wang, S., & Guo, H. (2013). Response of digestive enzyme activities to waterborne copper exposure and recovery in *Carassius auratus gibelio* var. *Journal of Food, Agriculture and Environment*, 11(2), 1040 – 1044.
240. Pérez-Sirvent, C., Martínez-Sánchez, M., López, S., Carmen Gómez Martínez, M., Guardiola, F., & Esteban, M. (2016). Influence of waterborne arsenic on nutritive and potentially harmful elements in gilthead seabream (*Sparus aurata*). *Environmental Monitoring and Assessment*, 188(11).
241. Hwang, I.K., Kim, K.W., Kim, J.H., & Kang, J.C. (2016). Toxic effects and depuration after the dietary lead(II) exposure on the bioaccumulation and hematological parameters in starry flounder (*Platichthys stellatus*). *Environmental Toxicology and Pharmacology*, 45, 328 – 333.
242. Gokkus, K., & Turkmen, M. (2016). Assessment of heavy metal levels in tissues of common guitarfish (*Rhinobatos rhinobatos*) from Iskenderun and Antalya Bays, Northeastern Mediterranean sea. *Indian Journal of Geo-Marine Sciences*, 45(11), 1540 – 1548.
243. Ben Salem, Z., Capelli, N., Laffray, X., Elise, G., Ayadi, H., & Aleya, L. (2014). Seasonal variation of heavy metals in water, sediment and roach tissues in a landfill draining system pond (Etueffont, France). *Ecological Engineering*, 69, 25 – 37.
244. Jiang, H., Yang, H., Kong, X., Wang, S., Liu, D., & Shi, S. (2012). Response of acid and alkaline phosphatase activities to copper exposure and recovery in freshwater fish *Carassius auratus gibelio* var. *Life Science Journal*, 9(3), 233 – 245.
245. Ng, G., Xu, H., Pi, N., Kelly, B., & Gong, Z. (2015). Differential GFP Expression Patterns Induced by Different Heavy Metals in Tg(hsp70:gfp) Transgenic Medaka (*Oryzias latipes*). *Marine Biotechnology*, 17(3), 317 – 327.
246. Bubach, D., Macchi, P., & Pérez Catán, S. (2015). Influence of volcanic activity and anthropic impact in the trace element contents of fishes from the North Patagonia in a global context. *Environmental Monitoring and Assessment*, 187(11).
247. Stanek, M., Andrzejewski, W., Janicki, B., Mazurkiewicz, J., & Waszak, I. (2014). Content of calcium and phosphorus in the meat, gills and liver of perch (*Perca fluviatilis* L.) from the Wielkopolska lakes District (Poland); [Zawartość wapnia i fosforu w mięsie, skrzelach i wtrobie okonia (*Perca fluviatilis* L.) z jeziora Wielkopolskiego]. *Journal of Elementology*, 19(2), 507 – 518.
248. Lynch, L., Jirsa, F., & Avenant-Oldewage, A. (2016). Trace element accumulation and human health risk assessment of *Labeo capensis* (Smith, 1841) from the Vaal Dam reservoir, South Africa. *Water SA*, 42(2), 328 – 336.
249. Bressy, F., Brito, G., Barbosa, I., Teixeira, L., & Korn, M. (2013). Determination of trace element concentrations in tomato samples at different stages of maturation by ICP OES and ICP-MS following microwave-assisted digestion. *Microchemical Journal*, 109, 145 – 149.
250. Hauser-Davis, R., Bordon, I., Oliveira, T., & Zioli, R. (2016). Metal bioaccumulation in edible target tissues of mullet (*Mugil liza*) from a tropical bay in Southeastern Brazil. *Journal of Trace Elements in Medicine and Biology*, 36, 38 – 43.
251. Zhuang, P., Li, Z., McBride, M., Wang, G., & Zou, B. (2013). Concentrations of heavy metals in fish from a mine-affected area and potential health risk. *Fresenius Environmental Bulletin*, 22(8 A), 2402 – 2408.
252. Giannakopoulou, L., & Neofitou, C. (2014). Heavy metal concentrations in *Mullus barbatus* and *Pagellus erythrinus* in relation to body size, gender, and seasonality. *Environmental Science and Pollution Research*, 21(11), 7140 – 7153.
253. Hussein, A., El Mahmoudi, A., & Al Naeem, A. (2016). Assessment of the heavy metals in Al Asfar Lake, Al-Hassa, Saudi Arabia. *Water Environment Research*, 88(2), 142 – 151.
254. Stanek, M., Dąbrowski, J., Janicki, B., Roślewska, A., & Strzelecka, A. (2015). Impact of fish species on levels of lead accumulation in the meat of common bream (*abramis brama* l.), white bream (*Blicca bjoerkna* L.) and common bleak (*alburnus alburnus* L.) from the vistula river (Poland); [Wpływ gatunku ryby na koncentrację ołowiu w mięsie leszcza (*abramis brama* l.), krapia (*blicca bjoerkna* l.) i uklei (*alburnus alburnus* l.) odłowionych z rzeki wisły (Polska)]. *Journal of Central European Agriculture*, 16(2), 62 – 71.
255. Raknuzzaman, M., Ahmed, M., Islam, M., Habibullah-Al-Mamun, M., Tokumura, M., Sekine, M., & Masunaga, S. (2016). Trace metal contamination in commercial fish and crustaceans collected from

- coastal area of Bangladesh and health risk assessment. *Environmental Science and Pollution Research*, 23(17), 17298 – 17310.
256. Wu, Y., Zhang, H., Liu, G., Zhang, J., Wang, J., Yu, Y., & Lu, S. (2016). Concentrations and health risk assessment of trace elements in animal-derived food in southern China. *Chemosphere*, 144, 564 – 570.
 257. Azevedo, J., Hortellani, M., & Sarkis, J. (2012). Accumulation and distribution of metals in the tissues of two catfish species from Cananéia and Santos-São Vicente estuaries. *Brazilian Journal of Oceanography*, 60(4), 463 – 472.
 258. Milošković, A., Dojčinović, B., Kovačević, S., Radojković, N., Radenković, M., Milošević, D., & Simić, V. (2016). Spatial monitoring of heavy metals in the inland waters of Serbia: a multispecies approach based on commercial fish. *Environmental Science and Pollution Research*, 23(10), 9918 – 9933.
 259. Balakrishnan, K., Ronald Ross, P., & Paramanandham, J. (2014). Influence of seasons and locations in the hepatic enzymological changes in the fish *Lates calcarifer* from river uppanar, sipcot complex, cuddalore. *International Journal of ChemTech Research*, 6(12), 5002 – 5006.
 260. Viana, L., Suárez, Y., Cardoso, C., Crispim, B., Grisolia, A., & Lima-Junior, S. (2017). Mutagenic and genotoxic effects and metal contaminations in fish of the Amambai River, Upper Paraná River, Brazil. *Environmental Science and Pollution Research*, 24(35), 27104 – 27112.
 261. Abarshi, M., Dantala, E., & Mada, S. (2017). Bioaccumulation of heavy metals in some tissues of croaker fish from oil spilled rivers of Niger Delta region, Nigeria. *Asian Pacific Journal of Tropical Biomedicine*, 7(6), 563 – 568.
 262. Mashroofeh, A., Bakhtiari, A., & Pourkazemi, M. (2012). Bioaccumulation of Zn, Cu and Mn in the caviar and muscle of persian sturgeon (*acipenser persicus*) from the Caspian Sea, Iran. *Bulletin of Environmental Contamination and Toxicology*, 89(6), 1201 – 1204.
 263. Jawad, S., Kadhim, M., & Azooz, E. (2017). Incorporation of onium system with cloud point extraction and determination of iron(III) and mercury(II) in different samples. *Oriental Journal of Chemistry*, 33(4), 1879 – 1889.
 264. Angrisani, N., Reifenrath, J., Zimmermann, F., Eifler, R., Meyer-Lindenberg, A., Vano-Herrera, K., & Vogt, C. (2016). Biocompatibility and degradation of LAE442-based magnesium alloys after implantation of up to 3.5 years in a rabbit model. *Acta Biomaterialia*, 44, 355 – 365.
 265. Thang, N., Huy, B., Van Tan, L., & Phuong, N. (2017). Lead and Arsenic Accumulation and Its Effects on Plasma Cortisol Levels in *Oreochromis* sp. *Bulletin of Environmental Contamination and Toxicology*, 99(2), 187 – 193.
 266. Nekouei, S., Nekouei, F., Tyagi, I., Agarwal, S., & Gupta, V. (2016). Mixed cloud point/solid phase extraction of lead(II) and cadmium(II) in water samples using modified-ZnO nanopowders. *Process Safety and Environmental Protection*, 99, 175 – 185.
 267. Zamani, L., Givianrad, M., Ezzatpanah, H., & Bakhoda, H. (2015). Determination of nickel and chromium content in serum, emulsion, skin and viscera of Iranian tuna fish. *Indian Journal of Geo-Marine Sciences*, 44(9), 1409 – 1414.
 268. Banan, A., Kalbassi Masjed Shahi, M., Bahmani, M., & Yazdani Sadati, M. (2016). Toxicity assessment of silver nanoparticles in Persian sturgeon (*Acipenser persicus*) and starry sturgeon (*Acipenser stellatus*) during early life stages. *Environmental Science and Pollution Research*, 23(10), 10139 – 10144.
 269. Zhuang, P., Li, Z.a., McBride, M., Zou, B., & Wang, G. (2013). Health risk assessment for consumption of fish originating from ponds near Dabaoshan mine, South China. *Environmental Science and Pollution Research*, 20(8), 5844 – 5854.
 270. Benson, N., Anake, W., Essien, J., Enyong, P., & Olajire, A. (2017). Distribution and risk assessment of trace metals in *Leptodius exarata*, surface water and sediments from Douglas Creek in the Qua Iboe Estuary. *Journal of Taibah University for Science*, 11(3), 434 – 449.
 271. Chaiyo, S., Apiluk, A., Siangproh, W., & Chailapakul, O. (2016). High sensitivity and specificity simultaneous determination of lead, cadmium and copper using μ PAD with dual electrochemical and colorimetric detection. *Sensors and Actuators, B: Chemical*, 233, 540 – 549.
 272. Stanek, M., & Janicki, B. (2016). Distribution of heavy metals in the meat, gills and liver of common bream (*Abramis brama* L.) caught from Żnińskie duże lake (Poland). *Journal of Elementology*, 21(4), 1141 – 1150.

273. Begum, A., Mustafa, A., Amin, M., Chowdhury, T., Quraishi, S., & Banu, N. (2013). Levels of heavy metals in tissues of shingi fish (*Heteropneustes fossilis*) from Buriganga River, Bangladesh. *Environmental Monitoring and Assessment*, 185(7), 5461 – 5469.
274. Angeli, J., Trevizani, T., Ribeiro, A., Machado, E., Figueira, R., Markert, B., Fraenzle, S., & Wuenschmann, S. (2013). Arsenic and other trace elements in two catfish species from Paranaguá Estuarine Complex, Paraná, Brazil. *Environmental Monitoring and Assessment*, 185(10), 8333 – 8342.
275. Guti, G. (2014). Can anadromous sturgeon populations be restored in the Middle Danube river?. *Acta Zoologica Bulgarica*, 66(SUPPL. 7), 63 – 67.
276. Milošković, A., & Simić, V. (2015). Arsenic and other trace elements in five edible fish species in relation to fish size and weight and potential health risks for human consumption. *Polish Journal of Environmental Studies*, 24(1), 199 – 206.
277. Gerber, R., Smit, N., Van Vuren, J., & Wepener, V. (2016). Metal concentrations in *Hydrocynus vittatus* (Castelnau 1861) populations from a premier conservation area: Relationships with environmental concentrations. *Ecotoxicology and Environmental Safety*, 129, 91 – 102.
278. Weber, P., Behr, E., Knorr, C., Vendruscolo, D., Flores, E., Dressler, V., & Baldisserotto, B. (2013). Metals in the water, sediment, and tissues of two fish species from different trophic levels in a subtropical Brazilian river. *Microchemical Journal*, 106, 61 – 66.
279. Nadukuru, N., & Yallapragada, P. (2015). In vitro and in vivo inhibition of Ca^{2+} - Mg^{2+} -ATPase activity by cadmium in post larvae of *Penaeus monodon*. *Chemistry and Ecology*, 31(5), 446 – 454.
280. Chamkouri, N., & Sameri, A. (2015). Simultaneous determination of some elements in *Suaeda aegyptiaca* by ICP- OES. *Advances in Environmental Biology*, 9(2), 903 – 907.
281. Ganesan, N., Sathya, T., & Arunachalam, K. (2013). Genotoxicity evaluation of 1,2 dichlorobenzene in the Indian Major Carp, *Catla catla* L. using alkaline comet assay. *Bulletin of Environmental Contamination and Toxicology*, 91(6), 616 – 622.
282. Diop, M., Howsam, M., Diop, C., Cazier, F., Goossens, J., Diouf, A., & Amara, R. (2016). Spatial and seasonal variations of trace elements concentrations in liver and muscle of round Sardinelle (*Sardinella aurita*) and Senegalese sole (*Solea senegalensis*) along the Senegalese coast. *Chemosphere*, 144, 758 – 766.
283. Cvijanović, G., Adnadević, T., Jarić, I., Lenhardt, M., & Marić, S. (2017). Genetic analysis of sterlet (*Acipenser ruthenus* L.) populations in the Middle and Lower Danube sections. *North-Western Journal of Zoology*, 13(1), 34 – 43.
284. Ribeiro, A., Figueiredo, A., Santos, J., Ferreira, P., Graudenz, G., Ruiz, M., De Mahiques, M., & Figueira, R. (2015). Effects of contamination with toxic metals on the environmental quality of sepetiba bay (se brazil) the case of ingá company. *Management of Environmental Quality: An International Journal*, 26(4), 538 – 551.
285. Stanek, M., Andrzejewski, W., Mazurkiewicz, J., Janicki, B., Cygan-Szczegielniak, D., Roślewska, A., Stasiak, K., & Waszak, I. (2016). Seasonal investigation of selected mineral contents in meat, gills, and liver of perch (*Perca fluviatilis* L.) from Western Poland. *Polish Journal of Environmental Studies*, 25(1), 301 – 309.
286. Liu, J., Chen, B., Jefferson, T., Wang, H., & Yang, G. (2017). Trace element concentrations, risks and their correlation with metallothionein genes polymorphism: A case study of narrow-ridged finless porpoises (*Neophocaena asiaeorientalis*) in the East China Sea. *Science of the Total Environment*, 575, 628 – 638.
287. Schenone, N., Avigliano, E., Goessler, W., & Fernández Cirelli, A. (2014). Toxic metals, trace and major elements determined by ICPMS in tissues of *Parapimelodus valenciennis* and *Prochilodus lineatus* from Chascomus Lake, Argentina. *Microchemical Journal*, 112, 127 – 131.
288. Lenhardt, M., Poleksić, V., Vuković-Gačić, B., Rašković, B., Sunjog, K., Kolarević, S., Jarić, I., & Gačić, Z. (2015). Integrated use of different fish related parameters to assess the status of water bodies. *Slovenian Veterinary Research*, 52(1), 5 – 13.
289. Zhao, S., Feng, C., Quan, W., Chen, X., Niu, J., & Shen, Z. (2012). Role of living environments in the accumulation characteristics of heavy metals in fishes and crabs in the Yangtze River Estuary, China. *Marine Pollution Bulletin*, 64(6), 1163 – 1171.
290. Zhang, J., Zhu, L., Li, F., Liu, C., Yang, Z., Qiu, Z., & Xiao, M. (2017). Heavy metals and metalloid distribution in different organs and health risk assessment for edible tissues of fish captured from Honghu Lake. *Oncotarget*, 8(60), 101672 – 101685.

291. Abdel-Moneim, A. (2014). Histopathological and ultrastructural perturbations in tilapia liver as potential indicators of pollution in Lake Al-Asfar, Saudi Arabia. *Environmental Science and Pollution Research*, 21(6), 4387 – 4396.
292. Szkoda, J., Zmudzki, J., & Nawrocka, A. (2016). Concentrations of chromium, nickel, zinc and copper in the tissues of freshwater omnivorous and predatory fish, in water and in sediment; [Zawartość chromu, niklu, cynku i miedzi w tkankach słodkowodnych ryb wszystkożernych i drapieżnych oraz w wodzie i osadach dennych]. *Medycyna Weterynaryjna*, 72(3), 180 – 185.
293. Voigt, C., Silva, C., Doria, H., Randi, M., Oliveira Ribeiro, C., & Campos, S. (2015). Bioconcentration and bioaccumulation of metal in freshwater Neotropical fish *Geophagus brasiliensis*. *Environmental Science and Pollution Research*, 22(11), 8242 – 8252.
294. Liu, Y., Zhao, X., Zhang, X., Zhao, X., Liu, Y., & Liu, J. (2016). Effects of Oral Administration of CrCl₃ on the Contents of Ca, Mg, Mn, Fe, Cu, and Zn in the Liver, Kidney, and Heart of Chicken. *Biological Trace Element Research*, 171(2), 459 – 467.
295. Alkan, N., Alkan, A., Gedik, K., & Fisher, A. (2016). Assessment of metal concentrations in commercially important fish species in Black Sea. *Toxicology and Industrial Health*, 32(3), 447 – 456.
- Pantelica, A., Ene, A., & Georgescu, I. (2012). Instrumental neutron activation analysis of some fish species from Danube River in Romania. *Microchemical Journal*, 103, 142 – 147.
296. Plessl, C., Otachi, E., Körner, W., Avenant-Oldewage, A., & Jirsa, F. (2017). Fish as bioindicators for trace element pollution from two contrasting lakes in the Eastern Rift Valley, Kenya: spatial and temporal aspects. *Environmental Science and Pollution Research*, 24(24), 19767 – 19776.
297. Afonso, A., Gutiérrez, Á., Lozano, G., González-Weller, D., Lozano-Bilbao, E., Rubio, C., Caballero, J., Revert, C., & Hardisson, A. (2018). Metals in *Diplodus sargus cadenati* and *Sparisoma cretense*—a risk assessment for consumers. *Environmental Science and Pollution Research*, 25(3), 2630 – 2642.
298. Taweel, A., Shuhaimi-Othman, M., & Ahmad, A. (2012). Analysis of heavy metal concentrations in Tilapia fish (*Oreochromis niloticus*) from four selected markets in Selangor, Peninsular Malaysia. *Journal of Biological Sciences*, 12(3), 138 – 145.
299. Alkan, N., Aktaş, M., & Gedik, K. (2012). Comparison of metal accumulation in fish species from the Southeastern Black Sea. *Bulletin of Environmental Contamination and Toxicology*, 88(6), 807 – 812.
300. Saei-Dehkordi, S., & Fallah, A. (2011). Determination of copper, lead, cadmium and zinc content in commercially valuable fish species from the Persian Gulf using derivative potentiometric stripping analysis. *Microchemical Journal*, 98(1), 156 – 162.
301. Fallah, A., Saei-Dehkordi, S., Nematollahi, A., & Jafari, T. (2011). Comparative study of heavy metal and trace element accumulation in edible tissues of farmed and wild rainbow trout (*Oncorhynchus mykiss*) using ICP-OES technique. *Microchemical Journal*, 98(2), 275 – 279.

4. Smederevac-Lalić, M., Jarić, I., Višnjić-Jeftić, Ž., Skorić, S., Cvijanović, G., Gačić, Z. and Lenhardt, M. (2011). Management approaches and aquaculture of sturgeons in the Lower Danube region countries. *Journal of Applied Ichthyology* 27 (Suppl. 3), 94-100.

Цитирају:

302. Cvijanović, Gorčin, Adnadević, T., Lenhardt, M., & Marić, S. (2015). New data on sterlet (*Acipenser ruthenus* L.) genetic diversity in the middle and lower Danube sections, based on mitochondrial DNA analyses. *Genetika*, 47(3), 1051–1062. doi:10.2298/GENSR1503051C
303. Smederevac-Lalić, M. M., Kalauzi, A. J., Regner, S. B., Lenhardt, M. B., Naunovic, Z. Z., & Hegediš, A. E. (2017). Prediction of fish catch in the Danube River based on long-term variability in environmental parameters and catch statistics. *Science of the Total Environment*, 609, 664–671. doi:10.1016/j.scitotenv.2017.07.177
304. Munteanu, A. M., Ehlinger, T. J., Golumbeanu, M., & Tofan, L. (2013). Network environmental governance in the EU as a framework for trans-boundary sturgeon protection and cross-border sustainable management. *Journal of Environmental Protection and Ecology*, 14(2), 685–692. Retrieved from <https://www.scopus.com/inward/record.uri?eid=2-s2.0-84883533018&partnerID=40&md5=ad27a1f5043d14817404796c39d5497c>
305. Deák, G., Tudor, G., Sadica, I., Holban, E., Matei, M., Mădălina, B., & Raischi, M. (2024). *Danube anadromous sturgeons male to female ratio research in the context of solutions development that address the discontinuity of their historical migration routes due to hydrotechnical constructions*. 589. doi:10.1051/e3sconf/202458902003

306. Dudu, A., Samu, M., Maereanu, M., & Georgescu, S. E. (2022). A Multistep DNA-Based Methodology for Accurate Authentication of Sturgeon Species. *Foods*, 11(7). doi:10.3390/foods11071007
307. Lenhardt, M., Smederevac-Lalić, M., Djikanović, V., Cvijanović, G., Vuković-Gačić, B., Gačić, Z., & Jarić, I. (2014). Biomonitoring and genetic analysis of sturgeons in serbia: A contribution to their conservation. *Acta Zoologica Bulgarica*, 66(SUPPL. 7), 69–73. Retrieved from <https://www.scopus.com/inward/record.uri?eid=2-s2.0-84904480216&partnerID=40&md5=250d89a40c4748c03ef51774b38972f2>
308. Holostenco, D. N., Ciorgac, M., Taflan, E., Tošić, K., Paraschiv, M., Iani, M., ... Rîșnoveanu, G. (2021). Genetic diversity of stellate sturgeon in the lower danube river: The impact of habitat contraction upon a critically endangered population. *Water (Switzerland)*, 13(8). doi:10.3390/w13081115
309. Cvijanović, Gorčin, Adnadević, T., Jarić, I., Lenhardt, M., & Marić, S. (2017). Genetic analysis of sterlet (*Acipenser ruthenus* L.) populations in the Middle and Lower Danube sections. *North-Western Journal of Zoology*, 13(1), 34–43. Retrieved from <https://www.scopus.com/inward/record.uri?eid=2-s2.0-85020498257&partnerID=40&md5=24ff9d2f5320200c69c866cf7d4ff692>
310. Simić, V. M., Simić, S. B., Stojković Piperac, M., Petrović, A., & Milošević, D. (2014). Commercial fish species of inland waters: A model for sustainability assessment and management. *Science of the Total Environment*, 497–498, 642–650. doi:10.1016/j.scitotenv.2014.07.092
311. Braaten, P. J., Elliott, C. M., Rhoten, J. C., Fuller, D. B., & Mcelroy, B. J. (2015). Migrations and swimming capabilities of endangered pallid sturgeon (*Scaphirhynchus albus*) to guide passage designs in the fragmented Yellowstone River. *Restoration Ecology*, 23(2), 186–195. doi:10.1111/rec.12161
312. Popa, G.-O., Dudu, A., Bănăduc, D., Curtean-Bănăduc, A., Barbălată, T., Burcea, A., ... Costache, M. (2017). Use of DNA barcoding in the assignment of commercially valuable fish species from Romania. *Aquatic Living Resources*, 30. doi:10.1051/alr/2017018
313. Šindler, M., Kubala, M., Senko, D., Mišić, M., Guti, G., Pekárik, L., & Drozd, B. (2025). Implications of climate-change-induced stressors and water management for sterlet populations in the Middle and Upper River Danube. *River Research and Applications*, 41(2), 448–465. doi:10.1002/rra.4361
314. Atanasoff, A., & Urku, C. (2022). Isolation of *Staphylococcus pasteurii* in the cultured Russian sturgeon (*Acipenser gueldenstaedtii*) in Bulgaria. *Journal of Animal and Plant Sciences*, 32(4), 961–967. doi:10.36899/JAPS.2022.4.0498
315. Anderson, W. G., Schreier, A., & Crossman, J. A. (2022). Conservation aquaculture—A sturgeon story. *Fish Physiology*, 39, 39–109. doi:10.1016/bs.fp.2022.04.013
316. Elzey, S. P., Rogers, K. A., & Trull, K. J. (2015). Comparison of 4 aging structures in the American shad (*Alosa sapidissima*). *Fishery Bulletin*, 113(1), 47–54. doi:10.7755/FB.113.1.5
317. Visnjic-Jeftic, Z., Jaric, I., Jovanovic, L., Skoric, S., Smederevac-Lalic, M., Nikcevic, M., & Lenhardt, M. (2010). Heavy metal and trace element accumulation in muscle, liver and gills of the Pontic shad (*Alosa immaculata* Bennet 1835) from the Danube River (Serbia). *Microchemical Journal*, 95(2), 341–344. doi:10.1016/j.microc.2010.02.004
318. Danalache, T., György, D., Holban, E., Raischi, M., Zamfir, S., Boboc, M., ... Nicolae, C. G. (2019). *Studies regarding the state of Alosa immaculata (Bennet, 1983) migrating population into the lower Danube River*. 2129. doi:10.1063/1.5118080

6. Višnjić-Jeftić, Ž., Lenhardt, M., Navodaru, I., Hegediš, A., Gačić, Z. and Nikčević, M. (2009). Reproducibility of age determination by scale and vertebra in Pontic shad (*Alosa pontica* Eichwald, 1838), from the Danube. *Archives of Biological Sciences* 61 (2), 337-342.

Цитирају:

319. Danalache, T., György, D., Holban, E., Raischi, M., Zamfir, S., Boboc, M., Matei, M., Pârlog, C., Fronescu, D., Cristea, A., Nicolae, C.G. *Studies regarding the state of Alosa immaculata (Bennet, 1983) migrating population into the lower Danube River* (2019) AIP Conference Proceedings, 2129, art. no. 020072
320. Elzey, S.P., Rogers, K.A., Trull, K.J. Comparison of 4 aging structures in the American shad (*Alosa sapidissima*) (2015) *Fishery Bulletin*, 113 (1), pp. 47-54.

9. Lenhardt, M., Gačić, Z., Vuković-Gačić, B., Poleksić, V., Višnjić-Jeftić, Ž., Kolarević, S. and Jarić, I. (2011). Ecological status of Serbian rivers based on an ichthyological assessment. *Studia Universitatis "Vasile Goldiș", Seria Științele Vieții* 21 (4), 855-860.

Цитирају:

321. Bădiliță, A. M., Deák, G., Nicolae, C. G., & Diaconescu, Ș. (2013). Contributions to understanding the fall migration of beluga sturgeon (*Huso huso*) on the lower Danube river, Romania. *AACL Bioflux*, 6(4), 281–296. Retrieved from <https://www.scopus.com/inward/record.uri?eid=2-s2.0-84876063954&partnerID=40&md5=550ec3e5e907820e94acc9d29f7e47a6>
322. Sezen, S., & Olmez, M. (2012). Production of *Aphanius mento* (Heckel, 1843) under controlled conditions. *AACL Bioflux*, 5(2), 94–98. Retrieved from <https://www.scopus.com/inward/record.uri?eid=2-s2.0-84863741519&partnerID=40&md5=8dcd3a896d9adcac0444feb0de92f0b>
323. Petrescu, D. C. (2013). Consumers' perceptions on urban water services and connection to sustainable behavior. *AACL Bioflux*, 6(2), 105–110. Retrieved from <https://www.scopus.com/inward/record.uri?eid=2-s2.0-84872306387&partnerID=40&md5=2a0f84d0e16d8183380efc5a7152379d>
324. Lenhardt, M., Smederevac-Lalić, M., Djikanović, V., Cvijanović, G., Vuković-Gačić, B., Gačić, Z., & Jarić, I. (2014). Biomonitoring and genetic analysis of sturgeons in Serbia: A contribution to their conservation. *Acta Zoologica Bulgarica*, 66(SUPPL. 7), 69–73. Retrieved from <https://www.scopus.com/inward/record.uri?eid=2-s2.0-84904480216&partnerID=40&md5=250d89a40c4748c03ef51774b38972f2>

26. Sunjog, K., Kolarević, S., Kračun-Kolarević, M., Višnjić-Jeftić, Ž., Skorić, S., Gačić, Z., Lenhardt, M., Vasić, N. and Vuković-Gačić, B. (2016). Assessment of the status of three water bodies in Serbia based on the tissue metal and metalloid concentration (ICP-OES) and genotoxicity (comet assay). *Environmental Pollution* 213, 600-607.

Цитирају:

325. Nikolić, D., Skorić, S., Rašković, B., Lenhardt, M., & Krpo-Četković, J. (2020). Impact of reservoir properties on elemental accumulation and histopathology of European perch (*Perca fluviatilis*). *Chemosphere*, 244. doi:10.1016/j.chemosphere.2019.125503
326. Altınok-Yipel, F., Yipel, M., & Tekeli, İ. O. (2022). Health Risk Assessment of Essential and Toxic Metals in Canned/Pouched Food on Kitten and Adult Cats: an Animal Health Risk Assessment Adaptation Assay. *Biological Trace Element Research*, 200(4), 1937–1948. doi:10.1007/s12011-021-02792-1
327. Şaşı, H., Yozukmaz, A., & Yabanlı, M. (2018). Heavy metal contamination in the muscle of Aegean chub (*Squalius fellowesii*) and potential risk assessment. *Environmental Science and Pollution Research*, 25(7), 6928–6936. doi:10.1007/s11356-017-1030-y
328. Galter, I. N., Duarte, I. D., Malini, M., Aragão, F. B., de Oliveira Martins, I., Rocha, L. D., ... Matsumoto, e. S. T. (2021). Water assessment of the Itapemirim River/Espírito Santo (Brazil): abiotic and toxicogenetic aspects. *Environmental Science and Pollution Research*, 28(8), 10175–10191. doi:10.1007/s11356-020-11116-0
329. Kolarević, S., Sunjog, K., Kračun-Kolarević, M., Kostić-Vuković, J., Jovanović, J., Simonović, P., ... Vuković-Gačić, B. (2018). The Genetic Variability (RAPD) and Genotoxicity In Vivo (Alkaline and Fpg-Modified Comet Assay) in Chub (*Squalius cephalus*): The Sava River Case Study. *International Journal of Environmental Research*, 12(5), 703–712. doi:10.1007/s41742-018-0127-6
330. Tokodi, N., Drobac, D., Meriluoto, J., Lujić, J., Marinović, Z., Važić, T., ... Svirčev, Z. (2018). Cyanobacterial effects in Lake Ludoš, Serbia - Is preservation of a degraded aquatic ecosystem justified? *Science of the Total Environment*, 635, 1047–1062. doi:10.1016/j.scitotenv.2018.04.177
331. Jones, J. I., Murphy, J. F., Collins, A. L., Spencer, K. L., Rainbow, P. S., Arnold, A., ... Whitehouse, P. (2020). The Impact of Metal-Rich Sediments Derived from Mining on Freshwater Stream Life. *Reviews of Environmental Contamination and Toxicology*, 248, 111–189. doi:10.1007/398_2018_21
332. Aendo, P., Netvichian, R., Viriyarampa, S., Songserm, T., & Tulayakul, P. (2018). Comparison of zinc, lead, cadmium, cobalt, manganese, iron, chromium and copper in duck eggs from three duck farm systems in Central and Western, Thailand. *Ecotoxicology and Environmental Safety*, 161, 691–698. doi:10.1016/j.ecoenv.2018.06.052
333. Nyeste, K., Zulkipli, N., Uzochukwu, I. E., Somogyi, D., Nagy, L., Czeglédi, I., ... Antal, L. (2024). Assessment of trace and macroelement accumulation in cyprinid juveniles as bioindicators of aquatic

- pollution: effects of diets and habitat preferences. *Scientific Reports*, 14(1). doi:10.1038/s41598-024-61986-4
334. Konaş, S., & Bostancı, D. (2020). Genotoxic Effects of Environmental Pollutant Heavy Metals on *Alburnus chalcoides* (Pisces: Cyprinidae) Inhabiting Lower Melet River (Ordu, Turkey). *Bulletin of Environmental Contamination and Toxicology*, 104(6), 763–769. doi:10.1007/s00128-020-02857-2
 335. Milošković, A., Duretanović, S., Radenković, M., Kojadinović, N., Veličković, T., Milošević, Đ., & Simić, V. (2022). Pollution of Small Lakes and Ponds of the Western Balkans—Assessment of Levels of Potentially Toxic Elements. *Springer Water*, 419–435. doi:10.1007/978-3-030-86478-1_19
 336. Dragun, Z., Tepić, N., Ramani, S., Krasnići, N., Filipović Marijić, V., Valić, D., ... Jordanova, M. (2019). Mining waste as a cause of increased bioaccumulation of highly toxic metals in liver and gills of Vardar chub (*Squalius vardarensis* Karaman, 1928). *Environmental Pollution*, 247, 564–576. doi:10.1016/j.envpol.2019.01.068
 337. Nikolić, D., Skorić, S., Mićković, B., Nikčević, M., Smederevac-Lalić, M., & Djikanović, V. (2022). Accumulation of 25 elements in gills, liver, gonads, and muscle of European chub (*Squalius cephalus*), Cactus roach (*Rutilus virgo*), and pikeperch (*Sander lucioperca*) from Zlatar reservoir (Serbia). *Environmental Science and Pollution Research*, 29(33), 50271–50280. doi:10.1007/s11356-022-19472-9
 338. Pérez-Coyotl, I., Martínez-Vieyra, C., Galar-Martínez, M., Gómez-Oliván, L. M., García-Medina, S., Islas-Flores, H., ... Dublán-García, O. (2017). DNA damage and cytotoxicity induced on common carp by pollutants in water from an urban reservoir. Madín reservoir, a case study. *Chemosphere*, 185, 789–797. doi:10.1016/j.chemosphere.2017.07.072
 339. Nikolić, D., Poleksić, V., Skorić, S., Tasić, A., Stanojević, S., & Rašković, B. (2022). The European Chub (*Squalius cephalus*) as an indicator of reservoirs pollution and human health risk assessment associated with its consumption. *Environmental Pollution*, 310. doi:10.1016/j.envpol.2022.119871
 340. Olaniyan, L. W. B., Okoh, O. O., Mkwetshana, N. T., & Okoh, A. I. (2020). Environmental Water Pollution, Endocrine Interference and Ecotoxicity of 4-tert-Octylphenol: A Review. *Reviews of Environmental Contamination and Toxicology*, 248, 81–109. doi:10.1007/398_2018_20
 341. Gajski, G., Žegura, B., Ladeira, C., Novak, M., Sramkova, M., Pourrut, B., ... Collins, A. (2019). The comet assay in animal models: From bugs to whales – (Part 2 Vertebrates). *Mutation Research - Reviews in Mutation Research*, 781, 130–164. doi:10.1016/j.mrrev.2019.04.002
 342. Nikolić, D., Kostić, J., Đorđević Aleksić, J., Sunjog, K., Rašković, B., Poleksić, V., ... Radotić, K. (2024). Effects of mining activities and municipal wastewaters on element accumulation and integrated biomarker responses of the European chub (*Squalius cephalus*). *Chemosphere*, 365. doi:10.1016/j.chemosphere.2024.143385
 343. Bakshi, M., Ghosh, S., Chakraborty, D., Hazra, S., & Chaudhuri, P. (2018). Assessment of potentially toxic metal (PTM) pollution in mangrove habitats using biochemical markers: A case study on *Avicennia officinalis* L. in and around Sundarban, India. *Marine Pollution Bulletin*, 133, 157–172. doi:10.1016/j.marpolbul.2018.05.030
 344. Nikolić, D., Skorić, S., Poleksić, V., & Rašković, B. (2021). Sex-specific elemental accumulation and histopathology of pikeperch (*Sander lucioperca*) from Garaši reservoir (Serbia) with human health risk assessment. *Environmental Science and Pollution Research*, 28(38), 53700–53711. doi:10.1007/s11356-021-14526-w
 345. Jovanović, J., Kolarević, S., Milošković, A., Radojković, N., Simić, V., Dojčinović, B., ... Vuković-Gačić, B. (2018). Evaluation of genotoxic potential in the Velika Morava River Basin in vitro and in situ. *Science of the Total Environment*, 621, 1289–1299. doi:10.1016/j.scitotenv.2017.10.099
 346. Glej, M., Schneider, T., & Schlörmann, W. (2016). Comet assay: an essential tool in toxicological research. *Archives of Toxicology*, 90(10), 2315–2336. doi:10.1007/s00204-016-1767-y
 347. Milošković, A., & Simić, V. (2023). Bioaccumulation of potentially toxic elements in fish species of Serbia: a review. *Environmental Science and Pollution Research*, 30(12), 32255–32277. doi:10.1007/s11356-023-25581-w
 348. Gu, X., Zhang, L., Li, L., Ma, N., Tu, K., Song, L., & Pan, L. (2018). Multisource fingerprinting for region identification of walnuts in Xinjiang combined with chemometrics. *Journal of Food Process Engineering*, 41(4). doi:10.1111/jfpe.12687
 349. Kostić, J., Kolarević, S., Kračun-Kolarević, M., Aborgiba, M., Gačić, Z., Paunović, M., ... Vuković-Gačić, B. (2017). The impact of multiple stressors on the biomarkers response in gills and liver of freshwater breams during different seasons. *Science of the Total Environment*, 601–602, 1670–1681. doi:10.1016/j.scitotenv.2017.05.273
 350. Sarkar, S., Mukherjee, A., Parvin, R., Das, S., Roy, U., Ghosh, S., ... Gachhui, R. (2019). Removal of Pb (II), As (III), and Cr (VI) by nitrogen-starved *Papiliotrema laurentii* strain RY1. *Journal of Basic Microbiology*, 59(10), 1016–1030. doi:10.1002/jobm.201900222

351. Venturoti, G. P., Boldrini-França, J., Kiffer, W. P., Francisco, A. P., Gomes, A. S., & Gomes, L. C. (2019). Toxic effects of ornamental stone processing waste effluents on *Geophagus brasiliensis* (Teleostei: Cichlidae). *Environmental Toxicology and Pharmacology*, 72. doi:10.1016/j.etap.2019.103268
352. Rašković, B., Poleksić, V., Skorić, S., Jovičić, K., Spasić, S., Hegediš, A., ... Lenhardt, M. (2018). Effects of mine tailing and mixed contamination on metals, trace elements accumulation and histopathology of the chub (*Squalius cephalus*) tissues: Evidence from three differently contaminated sites in Serbia. *Ecotoxicology and Environmental Safety*, 153, 238–247. doi:10.1016/j.ecoenv.2018.01.058

27. Kostić, J., Kolarević, S., Kračun-Kolarević, M., Aborgiba, M., Gačić, Z., Paunović, M., Višnjić-Jeftić, Ž., Rašković, B., Poleksić, V., Lenhardt, M. And Vuković-Gačić, B. (2017). The impact of multiple stressors on the biomarkers response in gill and liver of freshwater breams during different seasons. *Science of the Total Environment* 601, 1670-1681.

Цитирају:

353. Assis de Brito Carvalho, T. L., do Nascimento, A. A., Gomes, I. D., & Araújo, F. G. (2022). Histological changes in fish hepatopancreas and kidney as indicators of environmental quality in tropical bays. *Environmental Biology of Fishes*, 105(7), 917–931. doi:10.1007/s10641-022-01300-1
354. Nikolić, D., Skorić, S., Rašković, B., Lenhardt, M., & Krpo-Četković, J. (2020). Impact of reservoir properties on elemental accumulation and histopathology of European perch (*Perca fluviatilis*). *Chemosphere*, 244. doi:10.1016/j.chemosphere.2019.125503
355. Djikanović, V., Skorić, S., Spasić, S., Naunovic, Z., & Lenhardt, M. (2018). Ecological risk assessment for different macrophytes and fish species in reservoirs using biota-sediment accumulation factors as a useful tool. *Environmental Pollution*, 241, 1167–1174. doi:10.1016/j.envpol.2018.06.054
356. Capaldo, A., Gay, F., & Laforgia, V. (2019). Changes in the gills of the European eel (*Anguilla anguilla*) after chronic exposure to environmental cocaine concentration. *Ecotoxicology and Environmental Safety*, 169, 112–119. doi:10.1016/j.ecoenv.2018.11.010
357. Song, X., Wang, X., Li, X., Yan, X., Liang, Y., Huang, Y., ... Zeng, H. (2021). Histopathology and transcriptome reveals the tissue-specific hepatotoxicity and gills injury in mosquitofish (*Gambusia affinis*) induced by sublethal concentration of triclosan. *Ecotoxicology and Environmental Safety*, 220. doi:10.1016/j.ecoenv.2021.112325
358. Zheng, X., Sun, X., Guo, M., Xing, L., Li, F., Peng, J., ... Li, Z. (2022). Accumulation, Distribution and Elimination of Atrazine in Oysters (*Crassostrea gigas*); [阿特拉津在太平洋牡蛎体内的蓄积, 分布与消除]. *Shipin Kexue/Food Science*, 43(14), 329–337. doi:10.7506/spkx1002-6630-20210824-308
359. Marinović, Z., Miljanović, B., Urbányi, B., & Lujčić, J. (2021). Gill histopathology as a biomarker for discriminating seasonal variations in water quality. *Applied Sciences (Switzerland)*, 11(20). doi:10.3390/app11209504
360. Opute, P. A., & Oboh, I. P. (2021). Hepatotoxic Effects of Atrazine on *Clarias gariepinus* (Burchell, 1822): Biochemical and Histopathological Studies. *Archives of Environmental Contamination and Toxicology*, 80(2), 414–425. doi:10.1007/s00244-020-00792-1
361. Ruvinda, K. M. S., & Pathiratne, A. (2020). Use of liver histological alterations and erythrocytic nuclear abnormalities of two native fish species in Kelani River, Sri Lanka as biomarkers for pollution impact assessments. *Journal of the National Science Foundation of Sri Lanka*, 48(1), 15–26. doi:10.4038/jnsf.v48i1.9937
362. Sommerwerk, N., Bloesch, J., Baumgartner, C., Bittl, T., Čerba, D., Csányi, B., ... Ungureanu, L. (2022). *The Danube River Basin* (pp. 81–180). doi:10.1016/B978-0-08-102612-0.00003-1
363. Zhang, P., Song, X., Zhang, Y., Zhu, J., Shen, H., & Yu, Z. (2022). Assessing the Effect of Modified Clay on the Toxicity of *Karenia mikimotoi* Using Marine Medaka (*Oryzias melastigma*) as a Model Organism. *Toxics*, 10(3). doi:10.3390/toxics10030105
364. Kračun-Kolarević, M., Kolarević, S., Jovanović, J., Đorđević, J., Ilić, M., Sunjog, K., ... Paunović, M. (2020). Impact of pollution on rivers in Montenegro: Ecotoxicological perspective. *Handbook of Environmental Chemistry*, 93, 111–133. doi:10.1007/698_2019_425
365. Gomez Isaza, D. F., Cramp, R. L., & Franklin, C. E. (2022). Fire and rain: A systematic review of the impacts of wildfire and associated runoff on aquatic fauna. *Global Change Biology*, 28(8), 2578–2595. doi:10.1111/gcb.16088
366. Lima de Almeida, C. A., Lima de Almeida, C. K., de Fátima Ferreira Martins, E., Gomes, Â. M., da Anunciação Pimentel, L., Pereira, R. T., & Fortes-Silva, R. (2019). Effect of the dietary linoleic/ α -

- linolenic ratio (n6/n3) on histopathological alterations caused by suboptimal temperature in tilapia (*Oreochromis niloticus*). *Journal of Thermal Biology*, 85. doi:10.1016/j.jtherbio.2019.07.028
367. Stara, A., Kouba, A., & Velisek, J. (2018). Biochemical and histological effects of sub-chronic exposure to atrazine in crayfish *Cherax destructor*. *Chemico-Biological Interactions*, 291, 95–102. doi:10.1016/j.cbi.2018.06.012
 368. Corredor-Santamaría, W., Calderón-Delgado, I. C., Arbeli, Z., Navas, J. M., & Velasco-Santamaría, Y. M. (2023). Acute effects on hepatic biomarkers in the freshwater native fish *Aequidens metae* exposed to polycyclic aromatic hydrocarbons. *Global Journal of Environmental Science and Management*, 9(1), 1–14. doi:10.22034/gjesm.2023.01.01
 369. Debbarma, R., Biswas, P., & Singh, S. K. (2021). An integrated biomarker approach to assess the welfare status of *Ompok bimaculatus* (Pabda) in biofloc system with altered C/N ratio and subjected to acute ammonia stress. *Aquaculture*, 545. doi:10.1016/j.aquaculture.2021.737184
 370. Nikolić, D., Poleksić, V., Tasić, A., Smederevac-Lalić, M., Djikanović, V., & Rašković, B. (2023). Two Age Groups of Adult Pikeperch (*Sander lucioperca*) as Bioindicators of Aquatic Pollution. *Sustainability (Switzerland)*, 15(14). doi:10.3390/su151411321
 371. Mehrizi, A. A., Rasoulzadeh, Y., Moucheshi, S. S., & Mehdipour, A. (2021). Histopathological changes caused by noise exposure in lung, heart, kidney, and liver tissues in New Zealand white rabbits. *Journal of Air Pollution and Health*, 6(4), 257–264. Retrieved from <https://www.scopus.com/inward/record.uri?eid=2-s2.0-85124220945&partnerID=40&md5=e51632e9c3857d1ce8280b4e29e684a2>
 372. Milošković, A., & Simić, V. (2023). Bioaccumulation of potentially toxic elements in fish species of Serbia: a review. *Environmental Science and Pollution Research*, 30(12), 32255–32277. doi:10.1007/s11356-023-25581-w
 373. Mandal, A., & Ghosh, A. R. (2024). Integrated histopathological lesion (IHL) analysis — a histopathological tool for the evaluation of UV-B exposure on the gill, liver and intestine of *Catla catla*. *Environmental Science and Pollution Research*, 31(22), 31989–32002. doi:10.1007/s11356-024-33316-8
 374. Curcio, V., Macirella, R., Sesti, S., Ahmed, A. I. M., Talarico, F., Tagarelli, A., ... Brunelli, E. (2022). Morphological and Functional Alterations Induced by Two Ecologically Relevant Concentrations of Lead on *Danio rerio* Gills. *International Journal of Molecular Sciences*, 23(16). doi:10.3390/ijms23169165
 375. Rašković, B., Poleksić, V., Skorić, S., Jovičić, K., Spasić, S., Hegediš, A., ... Lenhardt, M. (2018). Effects of mine tailing and mixed contamination on metals, trace elements accumulation and histopathology of the chub (*Squalius cephalus*) tissues: Evidence from three differently contaminated sites in Serbia. *Ecotoxicology and Environmental Safety*, 153, 238–247. doi:10.1016/j.ecoenv.2018.01.058
 376. Yancheva, V., Georgieva, E., Velcheva, I., Iliev, I., Stoyanova, S., Vasileva, T., ... Nyeste, K. (2022). Assessment of the exposure of two pesticides on common carp (*Cyprinus carpio* Linnaeus, 1758): Are the prolonged biomarker responses adaptive or destructive? *Comparative Biochemistry and Physiology Part - C: Toxicology and Pharmacology*, 261. doi:10.1016/j.cbpc.2022.109446
 377. Ahmed, A. I. M., Macirella, R., Talarico, F., Curcio, V., Trotta, G., Aiello, D., ... Brunelli, E. (2023). Short-term effects of the strobilurin fungicide dimoxystrobin on zebrafish gills: A morpho-functional study. *Chemosphere*, 333. doi:10.1016/j.chemosphere.2023.138914
 378. Gwenzi, W., Musiyiwa, K., & Mangori, L. (2020). Sources, behaviour and health risks of antimicrobial resistance genes in wastewaters: A hotspot reservoir. *Journal of Environmental Chemical Engineering*, 8(1). doi:10.1016/j.jece.2018.02.028
 379. Todorova, K., Velcheva, I., Yancheva, V., Stoyanova, S., Dimitrova, P., Tomov, S., & Georgieva, E. (2019). Interactions of lead with other heavy metals (cadmium, nickel and zinc) in toxic effects on the histological structure of gills of the common carp *cyprinus carpio linnaeus*, 1758. *Acta Zoologica Bulgarica*, 71(1), 95–102. Retrieved from <https://www.scopus.com/inward/record.uri?eid=2-s2.0-85064147532&partnerID=40&md5=5e40da461804c04c1ac913036e5027cb>
 380. Lazado, C. C., Sveen, L. R., Soleng, M., Pedersen, L.-F., & Timmerhaus, G. (2021). Crowding reshapes the mucosal but not the systemic response repertoires of Atlantic salmon to peracetic acid. *Aquaculture*, 531. doi:10.1016/j.aquaculture.2020.735830
 381. Pedron, J. dos S., Bernardes Junior, J. J., Ribolli, J., Souza, J., Pereira, A. G., Tolentino, H., ... Nuñez, A. P. de O. (2023). Fish injuries resulting from transient operating conditions in a Brazilian hydropower plant: morphological, physiological and biochemical evaluation in *Pimelodus maculatus* (Siluriformes: Pimelodidae). *Neotropical Ichthyology*, 21(3). doi:10.1590/1982-0224-2022-0104
 382. Rodrigues, S., Antunes, S. C., Nunes, B., & Correia, A. T. (2019). Histopathological effects in gills and liver of *Sparus aurata* following acute and chronic exposures to erythromycin and

- oxytetracycline. *Environmental Science and Pollution Research*, 26(15), 15481–15495. doi:10.1007/s11356-019-04954-0
383. Aliza, D., Zuki, F. M., Hassan, C. R. C., Suhendrayatna, S., & Javanmard, A. (2025). Potential use of *Escherichia coli* and *Aeromonas hydrophila* as bioremediation agents for CuSO₄ and ZnCl₂ water pollution: insights from AAS and histopathological analysis of *Oreochromis mossambicus*. *Environmental Monitoring and Assessment*, 197(3). doi:10.1007/s10661-025-13755-7
 384. Soares, S. H. C., Sousa, D. B. P., Jesus, W. B., & Carvalho-Neta, R. N. F. (2020). Biomarkers histological in *Sciades herzbergii* (Pisces, Ariidae) for impact assessment in estuarine environments of Sao Marcos Bay, Maranhao; [Biomarcadores histológicos em *Sciades herzbergii* (Pisces, Ariidae) para avaliação de impactos em ambientes estuarinos da Baía de São Marcos, Maranhão]. *Arquivo Brasileiro de Medicina Veterinária e Zootecnia*, 72(4), 1403–1412. doi:10.1590/1678-4162-11701
 385. Corredor-Santamaría, Wilson, Mora-Solarte, D. A., Arbeli, Z., Navas, J. M., & Velasco-Santamaría, Y. M. (2021). Liver biomarkers response of the neotropical fish *Aequidens metae* to environmental stressors associated with the oil industry. *Heliyon*, 7(7). doi:10.1016/j.heliyon.2021.e07458
 386. Yancheva, V., Georgieva, E., Stoyanova, S., Velcheva, I., Somogyi, D., Nyeste, K., & Antal, L. (2020). A histopathological study on the Caucasian dwarf goby from an anthropogenically loaded site in Hungary using multiple tissues analyses. *Acta Zoologica*, 101(4), 431–446. doi:10.1111/azo.12310
 387. Lima, I. C. M., Oliveira, I. C. da S. de, da Silva Sousa, D., Couto, N. J. P., Carvalho Neta, R. N. F., & Santos, D. M. S. (2024). Evaluation of the Genotoxic and Histological Effects in Neotropical Fish *Prochilodus Lacustris* (Pisces, Prochilodontidae) in Conservation Area of the Brazilian Northeast. *Bulletin of Environmental Contamination and Toxicology*, 112(1). doi:10.1007/s00128-023-03837-y
 388. Li, J., Chang, X., Zhao, S., Zhang, Y., Pu, Q., Wang, Y., & Li, J. (2024). Exudates of *Microcystis aeruginosa* on oxidative stress and inflammatory responses in gills of *Sinocyclocheilus grahami*. *Ecotoxicology and Environmental Safety*, 280. doi:10.1016/j.ecoenv.2024.116587
 389. Orso, G., Imperatore, R., Coccia, E., Rinaldi, G., Cicchella, D., & Paolucci, M. (2023). A Deep Survey of Fish Health for the Recognition of Useful Biomarkers to Monitor Water Pollution. *Environments - MDPI*, 10(12). doi:10.3390/environments10120219
 390. El-Agri, A. M., Emam, M. A., Gaber, H. S., Hassan, E. A., & Hamdy, S. M. (2022). Integrated use of biomarkers to assess the impact of heavy metal pollution on *Solea aegyptiaca* fish in Lake Qarun. *Environmental Sciences Europe*, 34(1). doi:10.1186/s12302-022-00656-6
 391. Santos, R. M. B., Monteiro, S. M. V., Cortes, R. M. V., Pacheco, F. A. L., & Fernandes, L. F. S. (2022). Seasonal Differences in Water Pollution and Liver Histopathology of Iberian Barbel (*Luciobarbus bocagei*) and Douro Nase (*Pseudochondrostoma duriense*) in an Agricultural Watershed. *Water (Switzerland)*, 14(3). doi:10.3390/w14030444
 392. Nephale, L. E., Moyo, N. A. G., & Rapatsa, M. M. (2021). Use of biomarkers in monitoring pollution status of urban rivers, Limpopo, South Africa. *Environmental Science and Pollution Research*, 28(39), 55116–55128. doi:10.1007/s11356-021-14881-8
 393. Delahaut, V., Rašković, B., Salvado, M. S., Bervoets, L., Blust, R., & De Boeck, G. (2020). Toxicity and bioaccumulation of Cadmium, Copper and Zinc in a direct comparison at equitoxic concentrations in common carp (*Cyprinus carpio*) juveniles. *PLoS ONE*, 15(4). doi:10.1371/journal.pone.0220485
 394. dos Santos, Í. G. S., Lira, A. S., da Silva Montes, C., Point, D., Médieu, A., do Nascimento, C. W. A., ... da Rocha, R. M. (2023). Revealing the environmental pollution of two estuaries through histopathological biomarkers in five fishes from different trophic guilds of northeastern Brazil. *Marine Pollution Bulletin*, 192. doi:10.1016/j.marpolbul.2023.115095
 395. Stoyanova, S., Georgieva, E., Velcheva, I., Iliev, I., Vasileva, T., Bivolarski, V., ... Yancheva, V. (2020). Multi-biomarker assessment in common carp (*Cyprinus carpio*, Linnaeus 1758) liver after acute chlorpyrifos exposure. *Water (Switzerland)*, 12(6). doi:10.3390/w12061837
 396. Araujo, G. S., Gusso-Choueri, P. K., Favaro, D. I. T., Rocha, R. C. C., Saint’Pierre, T. D., Hauser-Davis, R. A., ... Abessa, D. M. S. (2020). Metal-Associated Biomarker Responses in Crabs from a Marine Protected Area in Southeastern Brazil. *Archives of Environmental Contamination and Toxicology*, 78(3), 463–477. doi:10.1007/s00244-020-00710-5
 397. Ghaffar, A., Hussain, R., Noreen, S., Abbas, G., Chodhary, I. R., Khan, A., ... Niaz, M. (2020). Dose and time-related pathological and genotoxic studies on thiamethoxam in fresh water fish (*Labeo rohita*) in Pakistan. *Pakistan Veterinary Journal*, 40(2), 151–156. doi:10.29261/pakvetj/2020.002
 398. Camilo-Cotrim, C. F., de Souza Ondeí, L., de Almeida, E. A., & Teresa, F. B. (2022). Fish biomarker responses reflect landscape anthropic disturbance in savanna streams. *Environmental Science and Pollution Research*, 29(58), 87828–87843. doi:10.1007/s11356-022-21865-9
 399. Gusso-Choueri, P. K., Choueri, R. B., de Araújo, G. S., Cruz, A. C. F., de Oliveira Stremel, T. R., de Campos, S. X., ... de Oliveira Ribeiro, C. A. (2022). Univariate or multivariate approaches for

28. Skoric, S., Visnjic-Jeftić, Ž., Jarić, I., Djikanović, V., Micković, B., Nikcević, M. and Lenhardt, M. (2012). Accumulation of 20 elements in great cormorant (*Phalacrocorax carbo*) and its main prey, common carp (*Cyprinus carpio*) and Prussian carp (*Carassius gibelio*). *Ecotoxicology and Environmental Safety*, 80, 244-251.

Цитирају:

400. Kośła, T., Lasocka, I., & Kolmierzak, M. (2019). *Chromium, Cr* (pp. 57–124). doi:10.1007/978-3-030-00121-6_3
401. Vizuet, J., Pérez-López, M., Míguez-Santiyán, M. P., & Hernández-Moreno, D. (2019). Mercury (Hg), lead (Pb), cadmium (Cd), selenium (Se), and arsenic (As) in liver, kidney, and feathers of gulls: A Review. *Reviews of Environmental Contamination and Toxicology*, 247, 85–146. doi:10.1007/398_2018_16
402. Kitowski, I., Jakubas, D., Wiącek, D., Sujak, A., & Pitucha, G. (2017). Trace element concentrations in livers of Common Buzzards *Buteo buteo* from eastern Poland. *Environmental Monitoring and Assessment*, 189(8). doi:10.1007/s10661-017-6135-8
403. Kitowski, I., Sujak, A., Wiącek, D., Strobel, W., & Rymarz, M. (2014). Trace element residues in eggshells of Grey Heron (*Ardea cinerea*) from colonies of East Poland. *North-Western Journal of Zoology*, 10(2), 346–354. Retrieved from <https://www.scopus.com/inward/record.uri?eid=2-s2.0-84914820999&partnerID=40&md5=bb828ab5e615cc53d7fd28f10455db07>
404. Yi, Y., Tang, C., Yi, T., Yang, Z., & Zhang, S. (2017). Health risk assessment of heavy metals in fish and accumulation patterns in food web in the upper Yangtze River, China. *Ecotoxicology and Environmental Safety*, 145, 295–302. doi:10.1016/j.ecoenv.2017.07.022
405. Aazami, J., & KianiMehr, N. (2018). Survey of heavy metals in internal tissues of Great cormorant collected from southern wetlands of Caspian Sea, Iran. *Environmental Monitoring and Assessment*, 190(1). doi:10.1007/s10661-017-6433-1
406. Kral, T., Blahova, J., Doubkova, V., Farkova, D., Vecerek, V., & Svobodova, Z. (2017). Accumulation of Mercury in The Tissues of the Great Cormorant (*Phalacrocorax carbo*) From Common Carp. *Bulletin of Environmental Contamination and Toxicology*, 98(2), 167–171. doi:10.1007/s00128-016-2002-5
407. Kitowski, I., Indykiewicz, P., Wiącek, D., & Jakubas, D. (2017). Intra-clutch and inter-colony variability in element concentrations in eggshells of the black-headed gull, *Chroicocephalus ridibundus*, in northern Poland. *Environmental Science and Pollution Research*, 24(11), 10341–10353. doi:10.1007/s11356-017-8635-z
408. Espejo, W., Celis, J. E., González-Acuña, D., Banegas, A., Barra, R., & Chiang, G. (2018). A global overview of exposure levels and biological effects of trace elements in penguins. *Reviews of Environmental Contamination and Toxicology*, 245, 1–64. doi:10.1007/398_2017_5
409. Kalantzi, I., Black, K. D., Pergantis, S. A., Shimmield, T. M., Papageorgiou, N., Sevastou, K., & Karakassis, I. (2013). Metals and other elements in tissues of wild fish from fish farms and comparison with farmed species in sites with oxic and anoxic sediments. *Food Chemistry*, 141(2), 680–694. doi:10.1016/j.foodchem.2013.04.049
410. Milošković, A., Stojković Piperac, M., Kojadinović, N., Radenković, M., Đuretanović, S., Čerba, D., ... Simić, V. (2022). Potentially toxic elements in invasive fish species Prussian carp (*Carassius gibelio*) from different freshwater ecosystems and human exposure assessment. *Environmental Science and Pollution Research*, 29(19), 29152–29164. doi:10.1007/s11356-021-17865-w
411. Jiménez-Uzcátegui, G., Vinueza, R. L., Urbina, A. S., Egas, D. A., García, C., Cotín, J., & Sevilla, C. (2017). Lead and cadmium levels in Galapagos Penguin *Spheniscus mendiculus*, Flightless Cormorant *Phalacrocorax harrisi*, and Waved Albatross *Phoebastria irrorata*. *Marine Ornithology*, 45(2), 159–163. Retrieved from <https://www.scopus.com/inward/record.uri?eid=2-s2.0-85032918568&partnerID=40&md5=8a6dc819253e21c252aaebda354b6f3f>
412. Misztal-Szkudlińska, M., Kalisińska, E., Szefer, P., Konieczka, P., & Namieśnik, J. (2018). Mercury concentration and the absolute and relative sizes of the internal organs in cormorants *Phalacrocorax carbo* (L. 1758) from the breeding colony by the Vistula Lagoon (Poland). *Ecotoxicology and Environmental Safety*, 154, 118–126. doi:10.1016/j.ecoenv.2018.02.034

413. Salazar-Camacho, C., Salas-Moreno, M., Marrugo-Madrid, S., Paternina-Urbe, R., Marrugo-Negrete, J., & Díez, S. (2022). A human health risk assessment of methylmercury, arsenic and metals in a tropical river basin impacted by gold mining in the Colombian Pacific region. *Environmental Research*, 212. doi:10.1016/j.envres.2022.113120
414. Skibniewska, E., & Skibniewski, M. (2019). *Aluminum, Al* (pp. 413–462). doi:10.1007/978-3-030-00121-6_12
415. Irena, H., Katarina, J., Branko, K., & Stefan, S. (2017). Allocation of Metals and Trace Elements in Different Tissues of Piscivorous Species *Phalacrocorax carbo*. *Archives of Environmental Contamination and Toxicology*, 73(4), 533–541. doi:10.1007/s00244-017-0452-3
416. Alvarado, C., Ramírez, J. M., Herrera-López, E. J., Cortez-Valladolid, D., & Ramírez, G. (2020). Bioaccumulation of Metals in Cultured Carp (*Cyprinus carpio*) from Lake Chapala, Mexico. *Biological Trace Element Research*, 195(1), 226–238. doi:10.1007/s12011-019-01845-w
417. Harangi, S., Baranyai, E., Fehér, M., Tóth, C. N., Herman, P., Stündl, L., ... Simon, E. (2017). Accumulation of Metals in Juvenile Carp (*Cyprinus carpio*) Exposed to Sublethal Levels of Iron and Manganese: Survival, Body Weight and Tissue. *Biological Trace Element Research*, 177(1), 187–195. doi:10.1007/s12011-016-0854-5
418. González, D., Álvarez Bernal, D., Mora, M., Buelna-Osben, H. R., & Ruelas-Insunza, J. R. (2018). Biomonitoring of heavy metals in feathers of resident aquatic birds in Lake Chapala, Mexico; [Biomonitoreo de metales pesados en plumas de aves acuáticas residentes del Lago de Chapala, México]. *Revista Internacional de Contaminación Ambiental*, 34(2), 215–224. doi:10.20937/RICA.2018.34.02.03
419. Lenhardt, M., Poleksić, V., Vuković-Gačić, B., Rašković, B., Sunjog, K., Kolarević, S., ... Gačić, Z. (2015). Integrated use of different fish related parameters to assess the status of water bodies. *Slovenian Veterinary Research*, 52(1), 5–13. Retrieved from <https://www.scopus.com/inward/record.uri?eid=2-s2.0-84929089208&partnerID=40&md5=88d6b35155ec71500a2e1140fd23d32d>
420. Kalisińska, E., & Budis, H. (2019). *Manganese, Mn* (pp. 213–246). doi:10.1007/978-3-030-00121-6_7
421. Arumugam, A., Li, J., Krishnamurthy, P., Jia, Z. X., Leng, Z., Ramasamy, N., & Du, D. (2020). Investigation of toxic elements in *Carassius gibelio* and *Sinanodonta woodiana* and its health risk to humans. *Environmental Science and Pollution Research*, 27(16), 19955–19969. doi:10.1007/s11356-020-08554-1
422. Baranowska, I., Kowalski, B., Polkowska-Motrenko, H., & Samczyński, Z. (2015). Trace metal determinations using voltammetric (DPV-HMDE) and atomic absorption spectrometry (F-AAS and ET-AAS) in bottom sediment, cod, herring, and cormorant tissue samples. *Polish Journal of Environmental Studies*, 24(5), 1911–1917. doi:10.15244/pjoes/39526
423. Kruzikova, K. N., Siroka, Z., Kral, T., Hliwa, P., Gomulka, P., Spodniewska, A., & Svobodova, Z. (2023). Mercury distribution in the great cormorant (*Phalacrocorax carbo*) from the Krogulna ponds and Nysa Kłodzka River (Poland). *Veterinarni Medicina*, 68(4), 164–174. doi:10.17221/16/2023-VETMED
424. Sujak, A., Wiącek, D., Jakubas, D., Komosa, A., & Kitowski, I. (2019). Mallards *Anas platyrhynchos* shot in Eastern Poland: ecological risk evaluated by analysis of trace elements in liver. *Human and Ecological Risk Assessment*, 25(8), 2116–2132. doi:10.1080/10807039.2018.1489716
425. Kitowski, I., Jakubas, D., Wiącek, D., Pitucha, G., & Sujak, A. (2024). Factors affecting the concentration of metals and metalloids in the kidneys of a top predator, the Eurasian Buzzard (*Buteo buteo*) wintering in farmland in Poland. *Environmental Science and Pollution Research*, 31(54), 62997–63015. doi:10.1007/s11356-024-35378-0
426. Yohannes, Y. B., Ikenaka, Y., Nakayama, S. M. M., Mizukawa, H., & Ishizuka, M. (2017). Trace Element Contamination in Tissues of Four Bird Species from the Rift Valley Region, Ethiopia. *Bulletin of Environmental Contamination and Toxicology*, 98(2), 172–177. doi:10.1007/s00128-016-2011-4
427. Jiang, D., Hu, Z., Liu, F., Zhang, R., Duo, B., Fu, J., ... Li, M. (2014). Heavy metals levels in fish from aquaculture farms and risk assessment in Lhasa, Tibetan Autonomous Region of China. *Ecotoxicology*, 23(4), 577–583. doi:10.1007/s10646-014-1229-3
428. Polkowska-Motrenko, H., Samczyński, Z., Dybczyński, R. S., Chajduk, E., Danko, B., Kalbarczyk, P., ... Zuba, I. (2022). Preparation of Three New Certified Reference Materials for Food and Environmental Analysis and Certification Using Laboratory Intercomparison as well as Primary Reference Measurement Procedures. *Food Analytical Methods*, 15(2), 377–390. doi:10.1007/s12161-021-02081-6

- 429.Kitowski, I., Jakubas, D., Indykiewicz, P., & Wiącek, D. (2018). Factors Affecting Element Concentrations in Eggshells of Three Sympatrically Nesting Waterbirds in Northern Poland. *Archives of Environmental Contamination and Toxicology*, 74(2), 318–329. doi:10.1007/s00244-017-0481-y
- 430.Alomar, H., Lemarchand, C., Rosoux, R., Vey, D., & Berny, P. (2016). Concentrations of organochlorine compounds (pesticides and PCBs), trace elements (Pb, Cd, Cu, and Hg), ¹³⁴Cs, and ¹³⁷Cs in the livers of the European otter (*Lutra lutra*), great cormorant (*Phalacrocorax carbo*), and European catfish (*Silurus glanis*), collected from the Loire River (France). *European Journal of Wildlife Research*, 62(6), 653–661. doi:10.1007/s10344-016-1038-5
- 431.Albertos, S., Berenguer, N. I., Sánchez-Virosta, P., Gómez-Ramírez, P., Jiménez, P., Torres-Chaparro, M. Y., ... Espín, S. (2020). Mercury Exposure in Birds Linked to Marine Ecosystems in the Western Mediterranean. *Archives of Environmental Contamination and Toxicology*, 79(4), 435–453. doi:10.1007/s00244-020-00768-1
- 432.Di Marzio, A., Lambertucci, S. A., García-Fernández, A. J., & Martínez-López, E. (2020). Temporal changes in metal concentrations in Andean condor feathers: a potential influence of volcanic activity. *Environmental Science and Pollution Research*, 27(20), 25600–25611. doi:10.1007/s11356-020-08981-0
- 433.Mora, M. A., Sandoval, C., & Taylor, R. (2021). Metals and Metalloids in Feathers of Neotropical Cormorants (*Phalacrocorax brasilianus*) Nesting in Lake Livingston and Richland Creek, Texas, USA. *Bulletin of Environmental Contamination and Toxicology*, 107(3), 406–411. doi:10.1007/s00128-021-03161-3
- 434.Dulić, Z., Živić, I., Pergal, M., Živić, M., Stanković, M., Manojlović, D., & Marković, Z. (2018). Accumulation and seasonal variation of toxic and trace elements in tissues of *Cyprinus carpio* from semi-intensive aquaculture ponds. *Annales de Limnologie*, 54. doi:10.1051/limn/2017036
- 435.Kostić, J., Kolarević, S., Kračun-Kolarević, M., Aborgiba, M., Gačić, Z., Paunović, M., ... Vuković-Gačić, B. (2017). The impact of multiple stressors on the biomarkers response in gills and liver of freshwater breams during different seasons. *Science of the Total Environment*, 601–602, 1670–1681. doi:10.1016/j.scitotenv.2017.05.273
- 436.Bjedov, D., Mikuska, A., Begović, L., Bollinger, E., Bustnes, J. O., Deme, T., ... Eulaers, I. (2023). Effects of white-tailed eagle (*Haliaeetus albicilla*) nestling diet on mercury exposure dynamics in Kopački rit Nature Park, Croatia. *Environmental Pollution*, 336. doi:10.1016/j.envpol.2023.122377
- 437.Konieczka, P., Rutkowska, M., Misztal-Szkudlińska, M., & Szefer, P. (2022). *Mercury in living organisms: Sources and forms of occurrence, bioaccumulation, and determination methods* (pp. 1033–1046). doi:10.1007/978-3-030-95660-8_48
- 438.Raissy, M. (2013). Determination of mercury in some freshwater fish species from Chahrmahal va Bakhtyari Province, Iran and potential limits for human consumption. *Bulletin of Environmental Contamination and Toxicology*, 91(6), 667–672. doi:10.1007/s00128-013-1118-0
- 439.Dikanović, V., Skorić, S., & Gačić, Z. (2016). Concentrations of metals and trace elements in different tissues of nine fish species from the Meduvršje Reservoir (West Morava River Basin, Serbia). *Archives of Biological Sciences*, 68(4), 811–819. doi:10.2298/ABS151104069D
- 440.De La Peña-Lastra, S. (2021). Seabird droppings: Effects on a global and local level. *Science of the Total Environment*, 754. doi:10.1016/j.scitotenv.2020.142148
- 441.Katip, A. (2019). Bioaccumulation of trace metals in wastewater-fed aquaculture: A case study in Turkey. *Polish Journal of Environmental Studies*, 28(6), 4221–4238. doi:10.15244/pjoes/96265
- 442.Kaya, G., & Turkoglu, S. (2018). Toxic and essential metals in *Cyprinus carpio*, *Carassius gibelio*, and *Luciobarbus esocinus* tissues from Keban Dam Lake, Pertek, Turkey. *Food Additives and Contaminants: Part B Surveillance*, 11(1), 1–8. doi:10.1080/19393210.2017.1350208
- 443.Kwok, C. K., Liang, Y., Wang, H., Dong, Y. H., Leung, S. Y., & Wong, M. H. (2014). Bioaccumulation of heavy metals in fish and Ardeid at Pearl River Estuary, China. *Ecotoxicology and Environmental Safety*, 106, 62–67. doi:10.1016/j.ecoenv.2014.04.016

29. Sunjog, K., Gačić, Z., Kolarević, S., Višnjić-Jeftić, Ž., Jarić, I., Knežević-Vukčević, J., Vuković-Gačić, B. and Lenhardt, M. (2012). Heavy Metal Accumulation and the Genotoxicity in Barbel (*Barbus barbus*) as Indicators of the Danube River Pollution. *Scientific World Journal*, 351074.

Цитирају:

444. Kousar, S., Javed, M., Ambreen, F., & Abbas, S. (2022). Determination of genotoxic effects of aluminum on *Cirrhinus mrigala* and *Ctenopharyngodon idella* using comet assay and micronucleus test. *Iranian Journal of Fisheries Sciences*, 21(2), 545–567. doi:10.22092/ijfs.2022.350567.0
445. Tifarouine, L., Boutahar, L., Benabbou, A., Rguibi Idrissi, H., Bouarakia, O., Benmokhtar, S., ... Benhoussa, A. (2022). Evaluation of bioconcentration of trace elements in the Western Mediterranean mouse *Mus spretus* at two Moroccan wetland sites. *Biologia*, 77(10), 2843–2855. doi:10.1007/s11756-022-01110-x
446. Jovanović Marić, J. M., Kračun-Kolarević, M. J., Kolarević, S. M., Đorđević, J. Z., Paunović, M. M., Kostić-Vuković, J. M., ... Vuković-Gačić, B. S. (2020). Sensitivity of Bleak (*Alburnus alburnus*) in Detection of the Wastewater Related Pressure in Large Lowland Rivers. *Bulletin of Environmental Contamination and Toxicology*, 105(2), 224–229. doi:10.1007/s00128-020-02944-4
447. Djikanović, V., Skorić, S., Spasić, S., Naunovic, Z., & Lenhardt, M. (2018). Ecological risk assessment for different macrophytes and fish species in reservoirs using biota-sediment accumulation factors as a useful tool. *Environmental Pollution*, 241, 1167–1174. doi:10.1016/j.envpol.2018.06.054
448. Gómez-Meda, B. C., Zúñiga-González, G. M., Sánchez-Orozco, L. V., Zamora-Perez, A. L., Rojas-Ramírez, J. P., Rocha-Muñoz, A. D., ... Sánchez-Parada, M. G. (2017). Buccal micronucleus cytome assay of populations under chronic heavy metal and other metal exposure along the Santiago River, Mexico. *Environmental Monitoring and Assessment*, 189(10). doi:10.1007/s10661-017-6237-3
449. Zuliani, T., Vidmar, J., Drinčić, A., Ščančar, J., Horvat, M., Nečemer, M., ... Milačič, R. (2019). Potentially toxic elements in muscle tissue of different fish species from the Sava River and risk assessment for consumers. *Science of the Total Environment*, 650, 958–969. doi:10.1016/j.scitotenv.2018.09.083
450. Viana, L. F., Suárez, Y. R., Cardoso, C. A. L., Crispim, B. do A., Grisolia, A. B., & Lima-Junior, S. E. (2017). Mutagenic and genotoxic effects and metal contaminations in fish of the Amambai River, Upper Paraná River, Brazil. *Environmental Science and Pollution Research*, 24(35), 27104–27112. doi:10.1007/s11356-017-0276-8
451. Popović, A. R., Relić, D. J., Vranić, D. V., Babić-Milijašević, J. A., Pezo, L. L., & Đinović-Stojanović, J. M. (2018). Canned sea fish marketed in Serbia: Their zinc, copper, and iron levels and contribution to the dietary intake. *Arhiv Za Higijenu Rada i Toksikologiju*, 69(1), 55–60. doi:10.2478/aiht-2018-69-3069
452. Collier, C. A., de Almeida Neto, M. S., Aretakis, G. M. A., Santos, R. E., de Oliveira, T. H., Mourão, J. S., ... El-Deir, A. C. A. (2015). Integrated approach to the understanding of the degradation of an urban river: Local perceptions, environmental parameters and geoprocessing. *Journal of Ethnobiology and Ethnomedicine*, 11(1). doi:10.1186/s13002-015-0054-y
453. Vuković-Gačić, B., Kolarević, S., Sunjog, K., Tomović, J., Kračun-Kolarević, M., Knežević-Vukčević, J., ... Gačić, Z. (2015). Genotoxicological Studies of Lower Stretch of the Sava River. *Handbook of Environmental Chemistry*, 31, 437–452. doi:10.1007/978-3-662-44034-6_16
454. Kračun-Kolarević, M., Kolarević, S., Jovanović, J., Marković, V., Ilić, M., Simonović, P., ... Vuković-Gačić, B. (2016). Evaluation of genotoxic potential throughout the upper and middle stretches of Adige river basin. *Science of the Total Environment*, 571, 1383–1391. doi:10.1016/j.scitotenv.2016.07.099
455. Luo, P., Xu, C., Kang, S., Huo, A., Lyu, J., Zhou, M., & Nover, D. (2021). Heavy metals in water and surface sediments of the Fenghe River Basin, China: assessment and source analysis. *Water Science and Technology*, 84(10–11), 3072–3090. doi:10.2166/wst.2021.335
456. Javed, M., Ahmad, I., Usmani, N., & Ahmad, M. (2016). Bioaccumulation, oxidative stress and genotoxicity in fish (*Channa punctatus*) exposed to a thermal power plant effluent. *Ecotoxicology and Environmental Safety*, 127, 163–169. doi:10.1016/j.ecoenv.2016.01.007
457. Shah, N., Khan, A., Habib Khan, N., & Khisroon, M. (2021). Genotoxic Consequences in Common Grass Carp (*Ctenopharyngodon idella* Valenciennes, 1844) Exposed to Selected Toxic Metals. *Biological Trace Element Research*, 199(1), 305–314. doi:10.1007/s12011-020-02122-x

458. Kračun-Kolarević, M., Kolarević, S., Jovanović, J., Đorđević, J., Ilić, M., Sunjog, K., ... Paunović, M. (2020). Impact of pollution on rivers in Montenegro: Ecotoxicological perspective. *Handbook of Environmental Chemistry*, 93, 111–133. doi:10.1007/698_2019_425
459. Gajski, G., Žegura, B., Ladeira, C., Novak, M., Sramkova, M., Pourrut, B., ... Collins, A. (2019). The comet assay in animal models: From bugs to whales – (Part 2 Vertebrates). *Mutation Research - Reviews in Mutation Research*, 781, 130–164. doi:10.1016/j.mrrev.2019.04.002
460. Mahamood, M., Javed, M., Alhewairini, S. S., Zahir, F., Sah, A. K., & Ahmad, M. I. (2021). Labeo rohita, a bioindicator for water quality and associated biomarkers of heavy metal toxicity. *Npj Clean Water*, 4(1). doi:10.1038/s41545-021-00107-4
461. Kalantzi, I., Mylona, K., Pergantis, S. A., Coli, A., Panopoulos, S., & Tsapakis, M. (2019). Elemental distribution in the different tissues of brood stock from Greek hatcheries. *Aquaculture*, 503, 175–185. doi:10.1016/j.aquaculture.2019.01.004
462. Vuković-Gačić, B., Kolarević, S., Sunjog, K., Tomović, J., Knežević-Vukčević, J., Paunović, M., & Gačić, Z. (2014). Comparative study of the genotoxic response of freshwater mussels *Unio tumidus* and *Unio pictorum* to environmental stress. *Hydrobiologia*, 735(1), 221–231. doi:10.1007/s10750-013-1513-x
463. Jovanović, J., Kolarević, S., Milošković, A., Radojković, N., Simić, V., Dojčinović, B., ... Vuković-Gačić, B. (2018). Evaluation of genotoxic potential in the Velika Morava River Basin in vitro and in situ. *Science of the Total Environment*, 621, 1289–1299. doi:10.1016/j.scitotenv.2017.10.099
464. Choudhury, C., Giri, S., Mazumder, R., Das, R., Barhoi, D., & Sengupta, M. (2023). Heavy metal bioaccumulation triggers oxystress, genotoxicity and immunomodulation in head kidney macrophages of *Channa punctatus* Bloch. *Ecotoxicology*, 32(5), 553–568. doi:10.1007/s10646-023-02659-2
465. Milošković, A., & Simić, V. (2023). Bioaccumulation of potentially toxic elements in fish species of Serbia: a review. *Environmental Science and Pollution Research*, 30(12), 32255–32277. doi:10.1007/s11356-023-25581-w
466. Kostić, J., Kolarević, S., Kračun-Kolarević, M., Aborgiba, M., Gačić, Z., Lenhardt, M., & Vuković-Gačić, B. (2016). Genotoxicity assessment of the Danube River using tissues of freshwater bream (*Abramis brama*). *Environmental Science and Pollution Research*, 23(20), 20783–20795. doi:10.1007/s11356-016-7213-0
467. Dikanović, V., Skorić, S., & Gačić, Z. (2016). Concentrations of metals and trace elements in different tissues of nine fish species from the Meduvršje Reservoir (West Morava River Basin, Serbia). *Archives of Biological Sciences*, 68(4), 811–819. doi:10.2298/ABS151104069D
468. Rašković, B., Poleksić, V., Skorić, S., Jovičić, K., Spasić, S., Hegediš, A., ... Lenhardt, M. (2018). Effects of mine tailing and mixed contamination on metals, trace elements accumulation and histopathology of the chub (*Squalius cephalus*) tissues: Evidence from three differently contaminated sites in Serbia. *Ecotoxicology and Environmental Safety*, 153, 238–247. doi:10.1016/j.ecoenv.2018.01.058
469. Milošković, A., & Simić, V. (2015). Arsenic and other trace elements in five edible fish species in relation to fish size and weight and potential health risks for human consumption. *Polish Journal of Environmental Studies*, 24(1), 199–206. doi:10.15244/pjoes/24929
470. Sunjog, K., Kolarević, S., Héberger, K., Gačić, Z., Knežević-Vukčević, J., Vuković-Gačić, B., & Lenhardt, M. (2013). Comparison of comet assay parameters for estimation of genotoxicity by sum of ranking differences. *Analytical and Bioanalytical Chemistry*, 405(14), 4879–4885. doi:10.1007/s00216-013-6909-y
471. Kolarević, S., Sunjog, K., Kračun-Kolarević, M., Kostić-Vuković, J., Jovanović, J., Simonović, P., ... Vuković-Gačić, B. (2018). The Genetic Variability (RAPD) and Genotoxicity In Vivo (Alkaline and Fpg-Modified Comet Assay) in Chub (*Squalius cephalus*): The Sava River Case Study. *International Journal of Environmental Research*, 12(5), 703–712. doi:10.1007/s41742-018-0127-6
472. Sunjog, K., Kolarević, S., Kračun-Kolarević, M., Gačić, Z., Skorić, S., Dikanović, V., ... Vuković-Gačić, B. (2014). Variability in DNA damage of chub (*Squalius cephalus* L.) blood, gill and liver cells during the annual cycle. *Environmental Toxicology and Pharmacology*, 37(3), 967–974. doi:10.1016/j.etap.2014.03.010
473. De Jesus, I. S., Da Silva Medeiros, R. L., Cestari, M. M., De Almeida Bezerra, M., & De Mello Affonso, P. R. A. (2014). Analysis of metal contamination and bioindicator potential of predatory

- fish species along Contas River basin in northeastern Brazil. *Bulletin of Environmental Contamination and Toxicology*, 92(5), 551–556. doi:10.1007/s00128-013-1188-z
474. Morina, A., Morina, F., Djikanović, V., Spasić, S., Krpo-Četković, J., Kostić, B., & Lenhardt, M. (2016). Common barbel (*Barbus barbus*) as a bioindicator of surface river sediment pollution with Cu and Zn in three rivers of the Danube River Basin in Serbia. *Environmental Science and Pollution Research*, 23(7), 6723–6734. doi:10.1007/s11356-015-5901-9
475. Héberger, K., Kolarević, S., Kračun-Kolarević, M., Sunjog, K., Gačić, Z., Kljajić, Z., ... Vuković-Gačić, B. (2014). Evaluation of single-cell gel electrophoresis data: Combination of variance analysis with sum of ranking differences. *Mutation Research - Genetic Toxicology and Environmental Mutagenesis*, 771, 15–22. doi:10.1016/j.mrgentox.2014.04.028
476. Kushwaha, S., Raju, N. J., Macklin, M., & Ramanathan, A. L. (2024). Distribution of heavy metals in the sediments of Ganga River basin: source identification and risk assessment. *Environmental Geochemistry and Health*, 46(12). doi:10.1007/s10653-024-02291-x
477. Nyeste, K., Zulkipli, N., Uzochukwu, I. E., Somogyi, D., Nagy, L., Czeglédi, I., ... Antal, L. (2024). Assessment of trace and macroelement accumulation in cyprinid juveniles as bioindicators of aquatic pollution: effects of diets and habitat preferences. *Scientific Reports*, 14(1). doi:10.1038/s41598-024-61986-4
478. Lenhardt, Mirjana, Poleksić, V., Vuković-Gačić, B., Rašković, B., Sunjog, K., Kolarević, S., ... Gačić, Z. (2015). Integrated use of different fish related parameters to assess the status of water bodies. *Slovenian Veterinary Research*, 52(1), 5–13. Retrieved from <https://www.scopus.com/inward/record.uri?eid=2-s2.0-84929089208&partnerID=40&md5=88d6b35155ec71500a2e1140fd23d32d>
479. Kolarević, S., Kračun-Kolarević, M., Kostić, J., Slobodnik, J., Liška, I., Gačić, Z., ... Vuković-Gačić, B. (2016). Assessment of the genotoxic potential along the Danube River by application of the comet assay on haemocytes of freshwater mussels: The Joint Danube Survey 3. *Science of the Total Environment*, 540, 377–385. doi:10.1016/j.scitotenv.2015.06.061
480. Cordeli, A. N., Oprea, L., Crețu, M., Dediu, L., Coadă, M. T., & Mînzală, D.-N. (2023). Bioaccumulation of Metals in Some Fish Species from the Romanian Danube River: A Review. *Fishes*, 8(8). doi:10.3390/fishes8080387
481. Lovinskaya, A., Kolumbayeva, S., & Suvorova, M. (2022). Screening of natural surface waters of the Almaty region of the Republic of Kazakhstan for toxic and mutagenic activity. *Science of the Total Environment*, 849. doi:10.1016/j.scitotenv.2022.157909
482. Aborgiba, M., Kostić, J., Kolarević, S., Kračun-Kolarević, M., Elbahi, S., Knežević-Vukčević, J., ... Vuković-Gačić, B. (2016). Flooding modifies the genotoxic effects of pollution on a worm, a mussel and two fish species from the Sava River. *Science of the Total Environment*, 540, 358–367. doi:10.1016/j.scitotenv.2015.03.120
483. Jordanova, M., Hristovski, S., Musai, M., Boškovska, V., Rebok, K., Dinevska-Ćovkarovska, S., & Melovski, L. (2018). Accumulation of Heavy Metals in Some Organs in Barbel and Chub from Crn Drim River in the Republic of Macedonia. *Bulletin of Environmental Contamination and Toxicology*, 101(3), 392–397. doi:10.1007/s00128-018-2409-2
484. Deutschmann, B., Kolarevic, S., Brack, W., Kaisarevic, S., Kostic, J., Kracun-Kolarevic, M., ... Hollert, H. (2016). Longitudinal profile of the genotoxic potential of the River Danube on erythrocytes of wild common bleak (*Alburnus alburnus*) assessed using the comet and micronucleus assay. *Science of the Total Environment*, 573, 1441–1449. doi:10.1016/j.scitotenv.2016.07.175
485. Kostić, J., Kolarević, S., Kračun-Kolarević, M., Aborgiba, M., Gačić, Z., Paunović, M., ... Vuković-Gačić, B. (2017). The impact of multiple stressors on the biomarkers response in gills and liver of freshwater breams during different seasons. *Science of the Total Environment*, 601–602, 1670–1681. doi:10.1016/j.scitotenv.2017.05.273
486. Kolarević, S., Aborgiba, M., Kračun-Kolarević, M., Kostić, J., Simonović, P., Simić, V., ... Vuković-Gačić, B. (2016). Evaluation of genotoxic pressure along the sava river. *PLoS ONE*, 11(9). doi:10.1371/journal.pone.0162450
487. Milošković, A., Dojčinović, B., Kovačević, S., Radojković, N., Radenković, M., Milošević, D., & Simić, V. (2016). Spatial monitoring of heavy metals in the inland waters of Serbia: a multispecies approach based on commercial fish. *Environmental Science and Pollution Research*, 23(10), 9918–9933. doi:10.1007/s11356-016-6207-2

30. Subotić, S., Spasić, S., Višnjić-Jeftić, Ž., Hegediš, A., Krpo-Četković, J., Mićković, B., Skorić, S. and Lenhard, M. (2013). Heavy metal and trace element bioaccumulation in target tissues of four edible fish species from the Danube River (Serbia). *Ecotoxicology and Environmental Safety*, 98, 196-202.

Цитирају:

- 488.Liu, Q., Liao, Y., Xu, X., Shi, X., Zeng, J., Chen, Q., & Shou, L. (2020). Heavy metal concentrations in tissues of marine fish and crab collected from the middle coast of Zhejiang Province, China. *Environmental Monitoring and Assessment*, 192(5). doi:10.1007/s10661-020-8234-1
- 489.Altınok-Yipel, F., Yipel, M., & Tekeli, İ. O. (2022). Health Risk Assessment of Essential and Toxic Metals in Canned/Pouched Food on Kitten and Adult Cats: an Animal Health Risk Assessment Adaptation Assay. *Biological Trace Element Research*, 200(4), 1937–1948. doi:10.1007/s12011-021-02792-1
- 490.Nyeste, K., Dobrocsi, P., Czeglédi, I., Czédli, H., Harangi, S., Baranyai, E., ... Antal, L. (2019). Age and diet-specific trace element accumulation patterns in different tissues of chub (*Squalius cephalus*): Juveniles are useful bioindicators of recent pollution. *Ecological Indicators*, 101, 1–10. doi:10.1016/j.ecolind.2019.01.001
- 491.Milošković, A., Milošević, Đ., Radojković, N., Radenković, M., Đuretanović, S., Veličković, T., & Simić, V. (2018). Potentially toxic elements in freshwater (*Alburnus* spp.) and marine (*Sardina pilchardus*) sardines from the Western Balkan Peninsula: An assessment of human health risk and management. *Science of the Total Environment*, 644, 899–906. doi:10.1016/j.scitotenv.2018.07.041
- 492.Rosa Leite, L. A., dos Reis Pedreira Filho, W., Kozłowski de Azevedo, R., & Doro Abdallah, V. (2021). Patterns of distribution and accumulation of trace metals in *Hysterothylacium* sp. (Nematoda), *Phyllostomum* sp. (Digenea) and in its fish host *Hoplias malabaricus*, from two neotropical rivers in southeastern Brazil. *Environmental Pollution*, 277. doi:10.1016/j.envpol.2020.116052
- 493.Luo, W., Wang, D., Xu, Z., Liao, G., Chen, D., Huang, X., ... Du, Z. (2020). Effects of cadmium pollution on the safety of rice and fish in a rice-fish coculture system. *Environment International*, 143. doi:10.1016/j.envint.2020.105898
- 494.Khemis, I. B., Besbes Aridh, N., Hamza, N., M’Hetli, M., & Sadok, S. (2017). Heavy metals and minerals contents in pikeperch (*Sander lucioperca*), carp (*Cyprinus carpio*) and flathead grey mullet (*Mugil cephalus*) from Sidi Salem Reservoir (Tunisia): health risk assessment related to fish consumption. *Environmental Science and Pollution Research*, 24(24), 19494–19507. doi:10.1007/s11356-017-9586-0
- 495.Paschoalini, A. L., Savassi, L. A., Arantes, F. P., Rizzo, E., & Bazzoli, N. (2019). Heavy metals accumulation and endocrine disruption in *Prochilodus argenteus* from a polluted neotropical river. *Ecotoxicology and Environmental Safety*, 169, 539–550. doi:10.1016/j.ecoenv.2018.11.047
- 496.Varol, M., Kaçar, E., & Akin, H. K. (2020). Accumulation of trace elements in muscle, gill and liver of fish species (*Capoeta umbla* and *Luciobarbus mystaceus*) in the Tigris River (Turkey), and health risk assessment. *Environmental Research*, 186. doi:10.1016/j.envres.2020.109570
- 497.Solovyev, M. M., Shokurova, A. V., Anishchenko, O. V., Vlasenko, P. G., Kashinskaya, E. N., & Andree, K. B. (2023). Dependence of element composition of bile of freshwater and marine fishes on some abiotic and biotic factors. *Frontiers in Marine Science*, 10. doi:10.3389/fmars.2023.1217787
- 498.Zuo, T.-T., Qu, H.-R., Jin, H.-Y., Zhang, L., Luo, F.-Y., Yu, K.-Z., ... Ma, S.-C. (2020). Innovative health risk assessments of heavy metals based on bioaccessibility due to the consumption of traditional animal medicines. *Environmental Science and Pollution Research*, 27(18), 22593–22603. doi:10.1007/s11356-020-08769-2
- 499.Abdel-Kader, H. H., & Mourad, M. H. (2022). Carcinogenic and Human Risk Assessments, Trace Element Concentrations, Proximate Composition, and Liver Antioxidants of Three Commercial Tilapia Fish Species from Manzalah Wetland, Egypt. *Egyptian Journal of Aquatic Biology and Fisheries*, 26(4), 1–24. doi:10.21608/EJABF.2022.248811
- 500.Popovic, A. R., DjinoVIC-Stojanovic, J. M., Djordjevic, D. S., Relic, D. J., Vranic, D. V., Milijasevic, M. P., & Pezo, L. L. (2018). Levels of toxic elements in canned fish from the Serbian markets and their health risks assessment. *Journal of Food Composition and Analysis*, 67, 70–76. doi:10.1016/j.jfca.2018.01.003

501. Alamdar, A., Eqani, S. A. M. A. S., Hanif, N., Ali, S. M., Fasola, M., Bokhari, H., ... Shen, H. (2017). Human exposure to trace metals and arsenic via consumption of fish from river Chenab, Pakistan and associated health risks. *Chemosphere*, 168, 1004–1012. doi:10.1016/j.chemosphere.2016.10.110
502. Varol, M., & Sünbül, M. R. (2018). Multiple approaches to assess human health risks from carcinogenic and non-carcinogenic metals via consumption of five fish species from a large reservoir in Turkey. *Science of the Total Environment*, 633, 684–694. doi:10.1016/j.scitotenv.2018.03.218
503. Dey, K. K., Kamila, S., Das, T., & Chattopadhyay, A. (2024). Lead induced genotoxicity and hepatotoxicity in zebrafish (*Danio rerio*) at environmentally relevant concentration: Nrf2-Keap1 regulated stress response and expression of biomarker genes. *Environmental Toxicology and Pharmacology*, 107. doi:10.1016/j.etap.2024.104396
504. Cardon, P.-Y., Roques, O., Caron, A., Rosabal, M., Fortin, C., & Amyot, M. (2020). Role of prey subcellular distribution on the bioaccumulation of yttrium (Y) in the rainbow trout. *Environmental Pollution*, 258. doi:10.1016/j.envpol.2019.113804
505. Simionov, I.-A., Cristea, D. S., Petrea, S.-M., Mogodan, A., Nicoara, M., Plavan, G., ... Strungaru, S.-A. (2021). Preliminary investigation of lower Danube pollution caused by potentially toxic metals. *Chemosphere*, 264. doi:10.1016/j.chemosphere.2020.128496
506. Velázquez-Chávez, L. de J., Chávez-Simental, J. A., Ortiz-Sánchez, I. A., Pámanes-Carrasco, G. A., Carrillo-Parra, A., & Pereda-Solís, M. E. (2024). SEASONAL VARIATION IN THE CONCENTRATION OF POTENTIALLY TOXIC ELEMENTS IN FISH FROM EL TUNAL RIVER, DURANGO, MEXICO: POSSIBLE IMPLICATIONS FOR HUMAN HEALTH; [Variación estacional en la concentración de elementos potencialmente tóxicos en peces del río El Tunal, Durango, México: posibles implicaciones para la salud humana]. *Revista Internacional de Contaminacion Ambiental*, 40, 37–48. doi:10.20937/RICA.54820
507. Gu, Y.-G., Ning, J.-J., Ke, C.-L., & Huang, H.-H. (2018). Bioaccessibility and human health implications of heavy metals in different trophic level marine organisms: A case study of the South China Sea. *Ecotoxicology and Environmental Safety*, 163, 551–557. doi:10.1016/j.ecoenv.2018.07.114
508. Lau, C., & Le, X. C. (2023). Cadmium, chromium, copper, iron, lead, mercury, nickel, and zinc in freshwater fish: Assessing trophic transfer using stable isotope ratios of $\delta^{15}\text{N}$ and $\delta^{13}\text{C}$. *Journal of Environmental Sciences (China)*, 128, 250–257. doi:10.1016/j.jes.2023.01.007
509. Tomovic, V., Jakanovic, M., Tomovic, M., Sojic, B., Lazovic, M., Vasiljevic, I., ... Vukic, M. (2021). Mercury in female cattle livers and kidneys from Vojvodina, northern Serbia. 854. doi:10.1088/1755-1315/854/1/012099
510. Figueiredo, C., Baptista, M., Grilo, T. F., Caetano, M., Markaida, U., Raimundo, J., & Rosa, R. (2020). Bioaccumulation of Trace Elements in Myctophids in the Oxygen Minimum Zone Ecosystem of the Gulf of California. *Oceans*, 1(1). doi:10.3390/oceans1010004
511. Jia, Y., Wang, L., Li, S., Cao, J., & Yang, Z. (2018). Species-specific bioaccumulation and correlated health risk of arsenic compounds in freshwater fish from a typical mine-impacted river. *Science of the Total Environment*, 625, 600–607. doi:10.1016/j.scitotenv.2017.12.328
512. Rosso, J. J., Avigliano, E., & Fernández Cirelli, A. (2022). Essential and non-essential metals in three lowland rivers of temperate South America (Argentina): Distribution and accumulation. *Journal of Trace Elements in Medicine and Biology*, 73. doi:10.1016/j.jtemb.2022.127016
513. Kizil, N., Uzcan, F., Beydagi, B. B., Sahin, M., Tokum, B. A., Yola, M. L., & Soylak, M. (2025). Determination of copper (II) in seafood and water samples by ICP-OES using magnetic titanium aluminum carbide nanocomposite for solid phase microextraction. *Journal of Food Composition and Analysis*, 143. doi:10.1016/j.jfca.2025.107541
514. Jabbar, S. N., & Abed Alasady, R. K. (2024). Using *O. aureus* and *C. zillii* as Bio Indicators in the Marsh of Dalmaj Southern Iraq. 1371. doi:10.1088/1755-1315/1371/2/022010
515. Singh, A., & Singh, G. S. (2017). Vermicomposting: A sustainable tool for environmental equilibria. *Environmental Quality Management*, 27(1), 23–40. doi:10.1002/tqem.21509
516. Parsai, T., & Kumar, A. (2020). Tradeoff between risks through ingestion of nanoparticle contaminated water or fish: Human health perspective. *Science of the Total Environment*, 740. doi:10.1016/j.scitotenv.2020.140140
517. Dulić, Z., Živić, I., Pergal, M., Živić, M., Stanković, M., Manojlović, D., & Marković, Z. (2018). Accumulation and seasonal variation of toxic and trace elements in tissues of *Cyprinus carpio* from semi-intensive aquaculture ponds. *Annales de Limnologie*, 54. doi:10.1051/limn/2017036

518. McEneff, G., Quinn, B., Bennion, M., Dolan, S., O'Rourke, K., & Morrison, L. (2017). Bioaccumulation of metals in juvenile rainbow trout (*Oncorhynchus mykiss*) via dietary exposure to blue mussels. *Chemosphere*, 188, 548–556. doi:10.1016/j.chemosphere.2017.08.141
519. Gu, Y.-G., Huang, H.-H., Liu, Y., Gong, X.-Y., & Liao, X.-L. (2018). Non-metric multidimensional scaling and human risks of heavy metal concentrations in wild marine organisms from the Maowei Sea, the Beibu Gulf, South China Sea. *Environmental Toxicology and Pharmacology*, 59, 119–124. doi:10.1016/j.etap.2018.03.002
520. Dehghani, A., Roohi Aminjan, A., & Dehghani, A. (2022). Trophic transfer, bioaccumulation, and health risk assessment of heavy metals in Aras River: case study—Amphipoda- zander – human. *Environmental Science and Pollution Research*, 29(20), 30764–30773. doi:10.1007/s11356-021-18036-7
521. Gu, Y.-G., Wang, X.-N., Wang, Z.-H., Huang, H.-H., & Gong, X.-Y. (2023). Metal Biological Enrichment Capacities, Distribution Patterns, and Health Risk Implications in Sea Bass (*Lateolabrax japonicus*). *Biological Trace Element Research*, 201(3), 1478–1487. doi:10.1007/s12011-022-03255-x
522. Afonso, A., Gutiérrez, A. J., Lozano, G., González-Weller, D., Rubio, C., Caballero, J. M., ... Revert, C. (2017). Determination of toxic metals, trace and essentials, and macronutrients in *Sarpa salpa* and *Chelon labrosus*: risk assessment for the consumers. *Environmental Science and Pollution Research*, 24(11), 10557–10569. doi:10.1007/s11356-017-8741-y
523. Milošković, A., Stojković Piperac, M., Kojadinović, N., Radenković, M., Đuretanović, S., Čerba, D., ... Simić, V. (2022). Potentially toxic elements in invasive fish species Prussian carp (*Carassius gibelio*) from different freshwater ecosystems and human exposure assessment. *Environmental Science and Pollution Research*, 29(19), 29152–29164. doi:10.1007/s11356-021-17865-w
524. Chuang, X. Y., Ju, Y. R., & Chen, C. W. (2017). *Metal accumulation in aquaculture organisms of southwest coast of Taiwan*. 444–448. doi:10.1109/Techno-Ocean.2016.7890695
525. Harangi, S., Baranyai, E., Fehér, M., Tóth, C. N., Herman, P., Stündl, L., ... Simon, E. (2017). Accumulation of Metals in Juvenile Carp (*Cyprinus carpio*) Exposed to Sublethal Levels of Iron and Manganese: Survival, Body Weight and Tissue. *Biological Trace Element Research*, 177(1), 187–195. doi:10.1007/s12011-016-0854-5
526. Avigliano, E., Maichak de Carvalho, B., Invernizzi, R., Olmedo, M., Jasan, R., & Volpedo, A. V. (2019). Arsenic, selenium, and metals in a commercial and vulnerable fish from southwestern Atlantic estuaries: distribution in water and tissues and public health risk assessment. *Environmental Science and Pollution Research*, 26(8), 7994–8006. doi:10.1007/s11356-019-04258-3
527. Cordeli, A. N., Oprea, L., Crețu, M., Dediu, L., Coadă, M. T., & Mînzală, D.-N. (2023). Bioaccumulation of Metals in Some Fish Species from the Romanian Danube River: A Review. *Fishes*, 8(8). doi:10.3390/fishes8080387
528. Erdoğan, K., Kandemir, Ş., Doğru, M. I., Doğru, A., Şimşek, I., Yılmaz, S., ... Örün, I. (2021). The effects of seasonal heavy-metal pollution of Ladik Lake on pike fish (*Esox lucius*). *Biological Rhythm Research*, 52(6), 821–845. doi:10.1080/09291016.2019.1607215
529. Naangmenyele, Z., Ncube, S., Akpabey, F. J., Dube, S., & Nindi, M. M. (2021). Bioaccumulation and human risk assessment of heavy metals in *Oreochromis niloticus* and *Clarias gariepinus* fish species from the Golinga reservoir, Ghana. *South African Journal of Chemistry*, 75, 111–116. doi:10.17159/0379-4350/2021/v75a13
530. Ouattara, A. A., Yao, K. M., Kinimo, K. C., & Trokourey, A. (2020). Assessment and bioaccumulation of arsenic and trace metals in two commercial fish species collected from three rivers of Côte d'Ivoire and health risks. *Microchemical Journal*, 154. doi:10.1016/j.microc.2020.104604
531. Cieřlik, I., Migdał, W., Topolska, K., Gambuř, F., Szczurowska, K., & Cieřlik, E. (2017). Changes in macro- and microelements in freshwater fish during food processing. *Journal of Elementology*, 22(2), 453–462. doi:10.5601/jelem.2016.21.1.1128
532. Sarkar, D. J., Das Sarkar, S., Santhana Kumar, V., Chanu, T. N., Banerjee, T., Chakraborty, L., ... Das, B. K. (2023). Ameliorative effect of natural floating island as fish aggregating devices on heavy metals distribution in a freshwater wetland. *Environmental Pollution*, 336. doi:10.1016/j.envpol.2023.122428
533. Ramish, Atif Irshad, M., Nawaz, R., Nasim, I., Irfan, A., Hussain, A., ... Zaki, M. E. A. (2024). Bioaccumulation of carcinogenic metals in river fish: A quantitative investigation of public health risk. *Ecological Indicators*, 162. doi:10.1016/j.ecolind.2024.112057

534. Cheng, J., Zhang, X., Ren, S., Wang, T., & Tang, Z. (2019). Metals in wild fish from Gaotang Lake in the area of coal mining, China: assessment of the risk to human health. *Environmental Science and Pollution Research*, 26(23), 23754–23762. doi:10.1007/s11356-019-05732-8
535. Sankhla, M. S., Sharma, V., Jain, D., Nagar, V., Aseri, V., Rai, A. R., ... Awasthi, G. (2024). Exploring the Adverse Effects of Arsenic-contaminated Water on Fish Health and Ecosystem: A Comprehensive Study. *Letters in Applied NanoBioScience*, 13(2). doi:10.33263/LIANBS132.071
536. Farag, A. M., Harper, D. D., Cozzarelli, I. M., Kent, D. B., Mumford, A. C., Akob, D. M., ... Iwanowicz, L. R. (2022). Using Biological Responses to Monitor Freshwater Post-Spill Conditions over 3 years in Blacktail Creek, North Dakota, USA. *Archives of Environmental Contamination and Toxicology*, 83(3), 253–271. doi:10.1007/s00244-022-00943-6
537. Majola, N., Mzimela, H. M., & Izegaegbe, J. I. (2020). Metal bioaccumulation and energy biomarkers in tissues of two populations of *Chironomus eulimene* from Richards Bay Harbour, South Africa. *Scientific African*, 10. doi:10.1016/j.sciaf.2020.e00558
538. Milošković, A. M., Radenković, M. D., Kojadinović, N. M., Veličković, T. Z., Đuretanović, S. R., & Simić, V. M. (2024). Potentially toxic elements in pikeperch (*Sander lucioperca* L.) from the Gruža reservoir: Health risk assessment related to fish consumption by the general population and fishermen; [ПОТЕНЦИЈАЛНО ТОКСИЧНИ ЕЛЕМЕНТИ У СМУЉУ (*Sander lucioperca* L.) ИЗ АКУМУЛАЦИЈЕ ГРУЖА: ПРОЦЕНА ЗДРАВСТВЕНОГ РИЗИКА ОПШТЕ ПОПУЛАЦИЈЕ И РИБАРА УСЛЕД КОНЗУМАЦИЈЕ]. *Journal of the Serbian Chemical Society*, 89(12), 1647–1659. doi:10.2298/JSC240110044M
539. Jerônimo, G. T., Porto, E. L., Bolson, M. A., Sargentini-Júnior, É., Martins, M. L., & da Cruz, M. G. (2023). Bioaccumulation of trace metals in *Neoechinorhynchus buttnerae* and in its fish host tambaqui (*Colossoma macropomum*) from fish farms. *Environmental Science and Pollution Research*, 30(11), 30183–30196. doi:10.1007/s11356-022-24306-9
540. Alipour, H., & Banagar, G. R. (2018). Health risk assessment of selected heavy metals in some edible fishes from Gorgan Bay, Iran. *Iranian Journal of Fisheries Sciences*, 17(1), 21–34. Retrieved from <https://www.scopus.com/inward/record.uri?eid=2-s2.0-85040812016&partnerID=40&md5=415581c756a7a75b434869eca461bea4>
541. Strungaru, S.-A., Nicoara, M., Teodosiu, C., Baltag, E., Ciobanu, C., & Plavan, G. (2018). Patterns of toxic metals bioaccumulation in a cross-border freshwater reservoir. *Chemosphere*, 207, 192–202. doi:10.1016/j.chemosphere.2018.05.079
542. Fatima, S., Iqbal, K. J., Atique, U., Javid, A., Khan, N., Iqbal, S., ... Afzal, G. (2020). Toxic trace metals assessment in selected organs of edible fish species, sediment and water in head Punjnad, Punjab, Pakistan. *Punjab University Journal of Zoology*, 35(1), 43–50. doi:10.17582/JOURNAL.PUJZ/2020.35.1.43.50
543. Doria, H. B., Voigt, C. L., Sandrini-Neto, L., Campos, S. X., de Oliveira-Ribeiro, C. A., & Randi, M. A. F. (2017). How and where to perform biomonitoring studies: different levels of toxic metal pollution are detected in the Alagados Reservoir in Southern Brazil. *Environmental Science and Pollution Research*, 24(14), 13080–13094. doi:10.1007/s11356-017-8953-1
544. Popović, A. R., Relić, D. J., Vranić, D. V., Babić-Milijašević, J. A., Pezo, L. L., & Đinović-Stojanović, J. M. (2018). Canned sea fish marketed in Serbia: Their zinc, copper, and iron levels and contribution to the dietary intake. *Arhiv Za Higijenu Rada i Toksikologiju*, 69(1), 55–60. doi:10.2478/aiht-2018-69-3069
545. Chițescu, C. L., Ene, A., Geana, E.-I., Vasile, A. M., & Ciucure, C. T. (2021). Emerging and persistent pollutants in the aquatic ecosystems of the lower danube basin and north west black sea region—a review. *Applied Sciences (Switzerland)*, 11(20). doi:10.3390/app11209721
546. Figueiredo, C., Caetano, M., Mil-Homens, M., Tojeira, I., Xavier, J. R., Rosa, R., & Raimundo, J. (2021). Rare earth and trace elements in deep-sea sponges of the North Atlantic. *Marine Pollution Bulletin*, 166. doi:10.1016/j.marpolbul.2021.112217
547. Despotović, S. G., Prokić, M. D., Gavrić, J. P., Gavrilović, B. R., Radovanović, T. B., Borković-Mitić, S. S., ... Saičić, Z. S. (2019). Evaluation of the river snail *Viviparus acerosus* as a potential bioindicator species of metal pollution in freshwater ecosystems. *Archives of Biological Sciences*, 71(1), 39–47. doi:10.2298/ABS180801045D
548. Yancheva, V. S., Stoyanova, S. G., Georgieva, E. S., & Velcheva, I. G. (2018). Mussels in ecotoxicological studies - Are they better indicators for water pollution than fish? *Ecologia*

- Balkanica*, 10(1), 57–84. Retrieved from <https://www.scopus.com/inward/record.uri?eid=2-s2.0-85052283043&partnerID=40&md5=7c177235d450ccd89e8bd9006d2e38da>
- 549.Sree, A. J., Srinivasulu, A., Panigrahi, T., Aruna, B., Biswas, J., & Rao, A. D. P. (2023). Tissue-specific trace elements concentration and human health risk assessment in three marine fish species from Visakhapatnam to Kakinada coasts. *Radiation Detection Technology and Methods*, 7(4), 611–626. doi:10.1007/s41605-023-00418-9
 - 550.Kahlon, S. K., Sharma, G., Julka, J. M., Kumar, A., Sharma, S., & Stadler, F. J. (2018). Impact of heavy metals and nanoparticles on aquatic biota. *Environmental Chemistry Letters*, 16(3), 919–946. doi:10.1007/s10311-018-0737-4
 - 551.Nikolić, D., Poleksić, V., Tasić, A., Smederevac-Lalić, M., Djikanović, V., & Rašković, B. (2023). Two Age Groups of Adult Pikeperch (*Sander lucioperca*) as Bioindicators of Aquatic Pollution. *Sustainability (Switzerland)*, 15(14). doi:10.3390/su151411321
 - 552.Hermenean, A., Gheorghiu, G., Stan, M. S., Herman, H., Onita, B., Ardelean, D. P., ... Dinischiotu, A. (2017). Biochemical, Histopathological and Molecular Responses in Gills of *Leuciscus cephalus* Exposed to Metals. *Archives of Environmental Contamination and Toxicology*, 73(4), 607–618. doi:10.1007/s00244-017-0450-5
 - 553.Milošković, A., & Simić, V. (2023). Bioaccumulation of potentially toxic elements in fish species of Serbia: a review. *Environmental Science and Pollution Research*, 30(12), 32255–32277. doi:10.1007/s11356-023-25581-w
 - 554.Gu, Y.-G., Lin, Q., Huang, H.-H., Wang, L.-G., Ning, J.-J., & Du, F.-Y. (2017). Heavy metals in fish tissues/stomach contents in four marine wild commercially valuable fish species from the western continental shelf of South China Sea. *Marine Pollution Bulletin*, 114(2), 1125–1129. doi:10.1016/j.marpolbul.2016.10.040
 - 555.Olujimi, O., Steiner, O., & Goessler, W. (2017). Metal contents in fish and crustaceans from brackish, freshwater and marine systems in South-Western Nigeria; [Sastav metala u ribama i rakovima boćatih, slatkovodnih i morskih sustava u jugozapadnoj Nigeriji]. *Ribarstvo, Croatian Journal of Fisheries*, 75(4), 143–152. doi:10.1515/cjf-2017-0018
 - 556.Nawrocka, A., Durkalec, M., Szkoda, J., Filipek, A., Kmiecik, M., Żmudzki, J., & Posyniak, A. (2020). Total mercury levels in the muscle and liver of livestock and game animals in Poland, 2009–2018. *Chemosphere*, 258. doi:10.1016/j.chemosphere.2020.127311
 - 557.Abbas, S., Javed, M., Khan, H. A., & Khalil-ur-Rahman. (2018). Toxicity and bioaccumulation of metals (Al and Co) in three economically important carnivorous fish species of Pakistan. *International Journal of Agriculture and Biology*, 20(5), 1123–1128. doi:10.17957/IJAB/15.0621
 - 558.Zafarzadeh, A., Bay, A., Fakhri, Y., Keramati, H., & Hosseini Pouya, R. (2018). Heavy metal (Pb, Cu, Zn, and Cd) concentrations in the water and muscle of common carp (*Cyprinus carpio*) fish and associated non-carcinogenic risk assessment: Alagol wetland in the Golestan, Iran. *Toxin Reviews*, 37(2), 154–160. doi:10.1080/15569543.2017.1386684
 - 559.Fakhri, Y., Hoseinvandtabar, S., Heidarinejad, Z., Borzoei, M., Bagheri, M., Dehbandi, R., ... Mousavi Khaneghah, A. (2021). The concentration of potentially hazardous elements (PHEs) in the muscle of blue crabs (*Callinectes sapidus*) and associated health risk. *Chemosphere*, 279. doi:10.1016/j.chemosphere.2021.130431
 - 560.Popović, M., Nedić, D., Pećanac, B., Đorđević, V., Baltić, T., Lazić, I. B., & Ćirić, J. (2020). The Toxic Element Concentration in Fish Tissues from Saničani Lake, an Urban Environment, in Bosnia and Herzegovina. *Biological Trace Element Research*, 197(1), 271–278. doi:10.1007/s12011-019-01982-2
 - 561.Nyeste, K., Zulkipli, N., Uzochukwu, I. E., Somogyi, D., Nagy, L., Czeglédi, I., ... Antal, L. (2024). Assessment of trace and macroelement accumulation in cyprinid juveniles as bioindicators of aquatic pollution: effects of diets and habitat preferences. *Scientific Reports*, 14(1). doi:10.1038/s41598-024-61986-4
 - 562.Lazăr, N.-N., Simionov, I.-A., Petrea, Ștefan-M., Iticescu, C., Georgescu, P.-L., Dima, F., & Antache, A. (2024). The influence of climate changes on heavy metals accumulation in *Alosa immaculata* from the Danube River Basin. *Marine Pollution Bulletin*, 200. doi:10.1016/j.marpolbul.2024.116145
 - 563.Nikolić, D., Skorić, S., Mićković, B., Nikčević, M., Smederevac-Lalić, M., & Djikanović, V. (2022). Accumulation of 25 elements in gills, liver, gonads, and muscle of European chub (*Squalius cephalus*), Cactus roach (*Rutilus virgo*), and pikeperch (*Sander lucioperca*) from Zlatar reservoir

- (Serbia). *Environmental Science and Pollution Research*, 29(33), 50271–50280. doi:10.1007/s11356-022-19472-9
564. Jovanović, D. A., Marković, R. V., Teodorović, V. B., Šefer, D. S., Krstić, M. P., Radulović, S. B., ... Baltić, M. Ž. (2017). Determination of heavy metals in muscle tissue of six fish species with different feeding habits from the Danube River, Belgrade—public health and environmental risk assessment. *Environmental Science and Pollution Research*, 24(12), 11383–11391. doi:10.1007/s11356-017-8783-1
565. Aleksić, J., Glamočlija, N., Laudanović, M., Ivanović, S., Milijašević, M., Baltić, B., & Starčević, M. (2025). The content and associated health risk assessment of toxic elements, micro-, and macrominerals in common carp, Wels catfish, and silver carp from the Danube River in Serbia. *Environmental Geochemistry and Health*, 47(3). doi:10.1007/s10653-025-02370-7
566. Wosnick, N., Chaves, A. P., Dias, H. N., Onodera Palmeira Nunes, A. R., Nunes, J. L. S., & Hauser-Davis, R. A. (2023). Assessment of the physiological vulnerability of the endemic and critically endangered Daggenose Shark: A comparative approach to other Carcharhiniformes. *Frontiers in Marine Science*, 10. doi:10.3389/fmars.2023.1116470
567. Yang, C.-P., Liu, Y., Shan, B.-B., Xu, J., Yu, W., Sun, D.-R., & Zhang, Z.-W. (2021). Heavy metal concentrations and associated health risks in edible tissues of marine nekton from the outer Pearl River Estuary, South China Sea. *Environmental Science and Pollution Research*, 28(2), 2108–2118. doi:10.1007/s11356-020-10605-6
568. Wosnick, N., Chaves, A. P., Leite, R. D., Nunes, J. L. S., Saint’Pierre, T. D., Willmer, I. Q., & Hauser-Davis, R. A. (2021). Nurse sharks, space rockets and cargo ships: Metals and oxidative stress in a benthic, resident and large-sized mesopredator, *Ginglymostoma cirratum*. *Environmental Pollution*, 288. doi:10.1016/j.envpol.2021.117784
569. Feng, W., Wang, Z., Xu, H., Zhang, D., Zhang, H., & Zhu, W. (2020). Species-specific bioaccumulation of trace metals among fish species from Xincun Lagoon, South China Sea. *Scientific Reports*, 10(1). doi:10.1038/s41598-020-77917-y
570. Feng, W., Xu, H., Zhu, W., Zhang, H., Zhang, D., & Wang, Z. (2021). Trace metal contamination and species-specific bioaccumulation in the Zhoushan Fishery, northwestern East China Sea. *Environmental Science and Pollution Research*, 28(26), 34642–34654. doi:10.1007/s11356-021-12923-9
571. Gusso-Choueri, P. K., Araújo, G. S. de, Cruz, A. C. F., Stremel, T. R. de O., Campos, S. X. de, Abessa, D. M. de S., ... Choueri, R. B. (2018). Metals and arsenic in fish from a Ramsar site under past and present human pressures: Consumption risk factors to the local population. *Science of the Total Environment*, 628–629, 621–630. doi:10.1016/j.scitotenv.2018.02.005
572. Niemiec, M., Komorowska, M., Szeląg-Sikora, A., Sikora, J., & Kuzminova, N. (2018). Content of Ba, B, Sr and As in water and fish larvae of the Genus atherinidae L. Sampled in three bays in the Sevastopol coastal area. *Journal of Elementology*, 23(3), 1009–1020. doi:10.5601/jelem.2018.23.1.1456
573. Cristina, R. T., Baroga, M., Grozea, A., Mihailov, S. A., Sirb, N. M., Dumitrescu, E., & Muselin, F. (2019). An early embryo model of sterlet (*Acipenser ruthenus*) for the assessment of lead effects. *Applied Ecology and Environmental Research*, 17(1), 917–929. doi:10.15666/aeer/1701_917929
574. Zhang, R., Zhao, J., Sheng, Q., Zhang, Y., & Ye, J. (2022). Pollution Evaluation and Health Risk Assessment of Trace Metals in Eleven Tissues of *Mylopharyngodon piceus* Collected from an Aquaculture Pond in Huzhou, near Southern Taihu Lake. *Sustainability (Switzerland)*, 14(18). doi:10.3390/su141811323
575. Kaus, A., Schäffer, M., Karthe, D., Büttner, O., von Tümpling, W., & Borchardt, D. (2017). Regional patterns of heavy metal exposure and contamination in the fish fauna of the Kharaa River basin (Mongolia). *Regional Environmental Change*, 17(7), 2023–2037. doi:10.1007/s10113-016-0969-4
576. Martínez-Durazo, Á., Cruz-Acevedo, E., Betancourt-Lozano, M., & Jara-Marini, M. E. (2021). Comparative Assessment of Metal Bioaccumulation in Tilapia and Largemouth Bass from Three Dams of the Yaqui River. *Biological Trace Element Research*, 199(8), 3112–3125. doi:10.1007/s12011-020-02425-z
577. Jovičić, K., Djikanović, V., Santrač, I., Živković, S., Dimitrijević, M., & Vranković, J. S. (2024). Effects of Trace Elements on the Fatty Acid Composition in Danubian Fish Species. *Animals*, 14(6). doi:10.3390/ani14060954

578. Porto, E. L., da Cruz, M. G., Bolson, M. A., Junior, É. S., Martins, M. L., & Jerônimo, G. T. (2024). Trace metal biomonitoring in the farming of tambaqui (*Colossoma macropomum*), an Amazonian neotropical fish. *Environmental Science and Pollution Research*, 31(5), 7664–7679. doi:10.1007/s11356-023-31767-z
579. Kostić, J., Kolarević, S., Kračun-Kolarević, M., Aborgiba, M., Gačić, Z., Paunović, M., ... Vuković-Gačić, B. (2017). The impact of multiple stressors on the biomarkers response in gills and liver of freshwater breams during different seasons. *Science of the Total Environment*, 601–602, 1670–1681. doi:10.1016/j.scitotenv.2017.05.273
580. Afonso, A., Gutiérrez, Á. J., Lozano, G., González-Weller, D., Lozano-Bilbao, E., Rubio, C., ... Hardisson, A. (2018). Metals in *Diplodus sargus cadenati* and *Sparisoma cretense*—a risk assessment for consumers. *Environmental Science and Pollution Research*, 25(3), 2630–2642. doi:10.1007/s11356-017-0697-4
581. Milošković, A., & Simić, V. (2015). Arsenic and other trace elements in five edible fish species in relation to fish size and weight and potential health risks for human consumption. *Polish Journal of Environmental Studies*, 24(1), 199–206. doi:10.15244/pjoes/24929
582. Savassi, L. A., Arantes, F. P., Gomes, M. V. T., & Bazzoli, N. (2016). Heavy Metals and Histopathological Alterations in *Salminus franciscanus* (Lima & Britski, 2007) (Pisces: Characiformes) in the Paraopeba River, Minas Gerais, Brazil. *Bulletin of Environmental Contamination and Toxicology*, 96(4), 478–483. doi:10.1007/s00128-016-1732-8
583. Milošković, A., Dojčinović, B., Simić, S., Pavlović, M., & Simić, V. (2014). Heavy metal and trace element bioaccumulation in target tissues of three edible predatory fish species from Bovan Reservoir (Serbia). *Fresenius Environmental Bulletin*, 23(8 A), 1884–1891. Retrieved from <https://www.scopus.com/inward/record.uri?eid=2-s2.0-84906508338&partnerID=40&md5=f6cf66ed909aa4ded9ed2a14cb23e71b4>
584. Yancheva, V., Stoyanova, S., Velcheva, I., Petrova, S., & Georgieva, E. (2014). Metal bioaccumulation in common carp and rudd from the Topolnitsa reservoir, Bulgaria. *Arhiv Za Higijenu Rada i Toksikologiju*, 65(1), 57–66. doi:10.2478/10004-1254-65-2014-2451
585. Voigt, C. L., da Silva, C. P., Doria, H. B., Randi, M. A. F., de Oliveira Ribeiro, C. A., & de Campos, S. X. (2015). Bioconcentration and bioaccumulation of metal in freshwater Neotropical fish *Geophagus brasiliensis*. *Environmental Science and Pollution Research*, 22(11), 8242–8252. doi:10.1007/s11356-014-3967-4
586. Simionov, I.-A., Cristea, V., Petrea, Ș.-M., Sîrbu, E. B., Coadă, M. T., & Cristea, D. S. (2016). The presence of heavy metals in fish meat from Danube river: An overview. *AACL Bioflux*, 9(6), 1388–1399. Retrieved from <https://www.scopus.com/inward/record.uri?eid=2-s2.0-85013780350&partnerID=40&md5=ebed047ffa0bb6cddb0ef435245385f8>
587. De Sousa, E. A., Miranda, M. R., Dos Santos, M. H., Costa Júnior, W. A., Caroline Lauthartte, L., Higino Mussy, M., ... Rodrigues Bastos, W. (2015). Assessment of trace metals in amazonian fish exposed to untreated urban sewage: High chromium concentrations in fish tissues; [Avaliação de metais traços em peixes amazônicos expostos à esgoto urbano não tratado: Altas concentrações de cromo em tecidos de peixes]. *Revista Ambiente e Agua*, 10(3), 499–500. doi:10.4136/ambi-agua.1594
588. Alomar, H., Lemarchand, C., Rosoux, R., Vey, D., & Berny, P. (2016). Concentrations of organochlorine compounds (pesticides and PCBs), trace elements (Pb, Cd, Cu, and Hg), 134Cs, and 137Cs in the livers of the European otter (*Lutra lutra*), great cormorant (*Phalacrocorax carbo*), and European catfish (*Silurus glanis*), collected from the Loire River (France). *European Journal of Wildlife Research*, 62(6), 653–661. doi:10.1007/s10344-016-1038-5
589. Moșneang, C. L., Grozea, A., Dumitrescu, E., Muselin, F., & Cristina, R. T. (2015). A correlation between two different species of fish embryos used in a freshwater qualitative pollution test. *Romanian Biotechnological Letters*, 20(2), 10352–10357. Retrieved from <https://www.scopus.com/inward/record.uri?eid=2-s2.0-84929683152&partnerID=40&md5=904d498d37752bb44761a78b2e47e85d>
590. Avigliano, E., Lozano, C., Plá, R. R., & Volpedo, A. V. (2016). Toxic element determination in fish from Paraná River Delta (Argentina) by neutron activation analysis: Tissue distribution and accumulation and health risk assessment by direct consumption. *Journal of Food Composition and Analysis*, 54, 27–36. doi:10.1016/j.jfca.2016.09.011
591. Pereira, M. D. G., Cardoso De Souza Neta, L., Fontes, M. P. F., Souza, A. N., Carvalho Matos, T., De Lima Sachdev, R., ... Verónica Flores Nardy Ribeiro, A. (2014). An overview of the environmental

- applicability of vermicompost: From wastewater treatment to the development of sensitive analytical methods. *The Scientific World Journal*, 2014. doi:10.1155/2014/917348
592. Roig, N., Sierra, J., Moreno-Garrido, I., Nieto, E., Gallego, E. P., Schuhmacher, M., & Blasco, J. (2016). Metal bioavailability in freshwater sediment samples and their influence on ecological status of river basins. *Science of the Total Environment*, 540, 287–296. doi:10.1016/j.scitotenv.2015.06.107
593. Vilizzi, L., & Tarkan, A. S. (2016). Bioaccumulation of metals in common carp (*Cyprinus carpio* L.) from water bodies of Anatolia (Turkey): a review with implications for fisheries and human food consumption. *Environmental Monitoring and Assessment*, 188(4). doi:10.1007/s10661-016-5248-9
594. Kostić, J., Kolarević, S., Kračun-Kolarević, M., Aborgiba, M., Gačić, Z., Lenhardt, M., & Vuković-Gačić, B. (2016). Genotoxicity assessment of the Danube River using tissues of freshwater bream (*Abramis brama*). *Environmental Science and Pollution Research*, 23(20), 20783–20795. doi:10.1007/s11356-016-7213-0
595. Luna-Porres, M. Y., Rodríguez-Villa, M. A., Herrera-Peraza, E. F., Renteria-Villalobos, M., & Montero-Cabrera, M. E. (2014). Potential human health risk by metal(loid)s, 234,238U and 210Po due to consumption of fish from the 'Luis L. Leon' reservoir (Northern México). *International Journal of Environmental Research and Public Health*, 11(7), 6612–6638. doi:10.3390/ijerph110706612
596. Lynch, L. P., Jirsa, F., & Avenant-Oldewage, A. (2016). Trace element accumulation and human health risk assessment of *Labeo capensis* (Smith, 1841) from the Vaal Dam reservoir, South Africa. *Water SA*, 42(2), 328–336. doi:10.4314/wsa.v42i2.16
597. Idris, A. M., Said, T. O., Omran, A. A., & Fawzy, K. F. (2015). Combining multivariate analysis and human risk indices for assessing heavy metal contents in muscle tissues of commercially fish from Southern Red Sea, Saudi Arabia. *Environmental Science and Pollution Research*, 22(21), 17012–17021. doi:10.1007/s11356-015-4921-9
598. Milošković, A., Dojčinović, B., Kovačević, S., Radojković, N., Radenković, M., Milošević, D., & Simić, V. (2016). Spatial monitoring of heavy metals in the inland waters of Serbia: a multispecies approach based on commercial fish. *Environmental Science and Pollution Research*, 23(10), 9918–9933. doi:10.1007/s11356-016-6207-2

31. Subotić, S., Višnjić-Jeftić, Ž., Spasić, S., Hegediš, A., Krpo-Četković, J. and Lenhardt, M. (2013). Distribution and accumulation of elements (As, Cu, Fe, Hg, Mn, and Zn) in tissues of fish species from different trophic levels in the Danube River at the confluence with the Sava River (Serbia). *Environmental Science Pollution Research*, 20(8), 5309-5317.

Цитирају:

599. Milošković, A. M., Radenković, M. D., Kojadinović, N. M., Veličković, T. Z., Đuretanović, S. R., & Simić, V. M. (2024). Potentially toxic elements in pikeperch (*Sander lucioperca* L.) from the Gruža reservoir: Health risk assessment related to fish consumption by the general population and fishermen; [потенцијално токсични елементи у смуђу (*Sander lucioperca* L.) из акумулације Гружа: процена здравственог ризика опште популације и рибара услед конзумације]. *Journal of the Serbian Chemical Society*, 89(12), 1647–1659. doi:10.2298/JSC240110044M
600. Nikolić, D., Skorić, S., Rašković, B., Lenhardt, M., & Krpo-Četković, J. (2020). Impact of reservoir properties on elemental accumulation and histopathology of European perch (*Perca fluviatilis*). *Chemosphere*, 244. doi:10.1016/j.chemosphere.2019.125503
601. Nyeste, K., Dobrocsi, P., Czeglédi, I., Czédli, H., Harangi, S., Baranyai, E., ... Antal, L. (2019). Age and diet-specific trace element accumulation patterns in different tissues of chub (*Squalius cephalus*): Juveniles are useful bioindicators of recent pollution. *Ecological Indicators*, 101, 1–10. doi:10.1016/j.ecolind.2019.01.001
602. Djikanović, V., Skorić, S., Spasić, S., Naunovic, Z., & Lenhardt, M. (2018). Ecological risk assessment for different macrophytes and fish species in reservoirs using biota-sediment accumulation factors as a useful tool. *Environmental Pollution*, 241, 1167–1174. doi:10.1016/j.envpol.2018.06.054
603. Silva, M. H. L., Castro, A. C. L. de, Silva, I. S. da, Cabral, P. F. P., Azevedo, J. W. de J., Soares, L. S., ... Nunes, J. L. S. (2023). Determination of metals in estuarine fishes in a metropolitan region of the coastal zone of the Brazilian Amazon. *Marine Pollution Bulletin*, 186. doi:10.1016/j.marpolbul.2022.114477

604. Milošković, A., Milošević, Đ., Radojković, N., Radenković, M., Đuretanović, S., Veličković, T., & Simić, V. (2018). Potentially toxic elements in freshwater (*Alburnus* spp.) and marine (*Sardina pilchardus*) sardines from the Western Balkan Peninsula: An assessment of human health risk and management. *Science of the Total Environment*, 644, 899–906. doi:10.1016/j.scitotenv.2018.07.041
605. Zuliani, T., Vidmar, J., Drinčić, A., Ščančar, J., Horvat, M., Nečemer, M., ... Milačič, R. (2019). Potentially toxic elements in muscle tissue of different fish species from the Sava River and risk assessment for consumers. *Science of the Total Environment*, 650, 958–969. doi:10.1016/j.scitotenv.2018.09.083
606. Khemis, I. B., Besbes Aridh, N., Hamza, N., M'Hetli, M., & Sadok, S. (2017). Heavy metals and minerals contents in pikeperch (*Sander lucioperca*), carp (*Cyprinus carpio*) and flathead grey mullet (*Mugil cephalus*) from Sidi Salem Reservoir (Tunisia): health risk assessment related to fish consumption. *Environmental Science and Pollution Research*, 24(24), 19494–19507. doi:10.1007/s11356-017-9586-0
607. Ivanović, J., Janjić, J., Baltić, M., Milanov, R., Bošković, M., Marković, R. V., & Glamočlija, N. (2016). Metal concentrations in water, sediment and three fish species from the Danube River, Serbia: a cause for environmental concern. *Environmental Science and Pollution Research*, 23(17), 17105–17112. doi:10.1007/s11356-016-6875-y
608. Verstijnen, Y. J. M., Lucassen, E. C. H. E. T., Wagenvoort, A. J., Ketelaars, H. A. M., van der Velde, G., & Smolders, A. J. P. (2024). Trophic Transfer of Cd, Cu, Pb, Zn, P and Se in Dutch Storage Water Reservoirs. *Archives of Environmental Contamination and Toxicology*, 86(3), 217–233. doi:10.1007/s00244-023-01041-x
609. Llamazares Vegh, S., Biolé, F., Bavio, M., Tripodi, P., & Volpedo, A. V. (2022). Distribution and Accumulation of Trace Elements in Organs of Juvenile Fishes from a Freshwater System (Paraná River, South America). *Biological Trace Element Research*, 200(5), 2416–2431. doi:10.1007/s12011-021-02849-1
610. Mardani, M., Asadi-Samani, M., Rezapour, S., & Rezapour, P. (2016). Evaluation of bred fish and seawater fish in terms of nutritional value, and heavy metals. *Journal of Chemical and Pharmaceutical Sciences*, 9(3), 1277–1283. Retrieved from <https://www.scopus.com/inward/record.uri?eid=2-s2.0-84988905753&partnerID=40&md5=00a4d92445e31cc648c21c55b3053940>
611. Popović, A. R., Relić, D. J., Vranić, D. V., Babić-Milijašević, J. A., Pezo, L. L., & Đinović-Stojanović, J. M. (2018). Canned sea fish marketed in Serbia: Their zinc, copper, and iron levels and contribution to the dietary intake. *Arhiv Za Higijenu Rada i Toksikologiju*, 69(1), 55–60. doi:10.2478/aiht-2018-69-3069
612. Anwar, G. M., & Abu Shnaf, A. S. M. (2023). Mitotic chromosomal abnormalities and DNA polymorphism in the Nile tilapia (*Oreochromis niloticus*, Linnaeus, 1758) as a biomarker for water pollution by heavy metals. *Journal of Fish Biology*, 102(1), 204–213. doi:10.1111/jfb.15252
613. Iljević, K., Obradović, M., Jevremović, V., & Gržetić, I. (2015). Statistical analysis of the influence of major tributaries to the eco-chemical status of the Danube River. *Environmental Monitoring and Assessment*, 187(9). doi:10.1007/s10661-015-4740-y
614. Popovic, A. R., Djinic-Stojanovic, J. M., Djordjevic, D. S., Relic, D. J., Vranic, D. V., Milijasevic, M. P., & Pezo, L. L. (2018). Levels of toxic elements in canned fish from the Serbian markets and their health risks assessment. *Journal of Food Composition and Analysis*, 67, 70–76. doi:10.1016/j.jfca.2018.01.003
615. Fowler, B. A., Alexander, J., & Oskarsson, A. (2014). *Toxic Metals in Food* (pp. 123–140). doi:10.1016/B978-0-444-59453-2.00006-8
616. Baranowska, I., Kowalski, B., Polkowska-Motrenko, H., & Samczyński, Z. (2015). Trace metal determinations using voltammetric (DPV-HMDE) and atomic absorption spectrometry (F-AAS and ET-AAS) in bottom sediment, cod, herring, and cormorant tissue samples. *Polish Journal of Environmental Studies*, 24(5), 1911–1917. doi:10.15244/pjoes/39526
617. Oskarsson, A., & Alexander, J. (2021). *Toxic metals in food* (pp. 183–207). doi:10.1016/B978-0-12-823292-7.00005-X
618. Ediagbonya, T. F., Ogunjobi, J. A., Odinaka, C. V., & Adenikinju, C. A. (2022). Bioaccumulation of Elemental Concentrations in Sediment and Frog (*Pyxicephalus edulis*) in Igbeebo River, Ondo State, Nigeria. *Chemistry Africa*, 5(4), 1153–1165. doi:10.1007/s42250-022-00406-4
619. Novakov, N., Kartalović, B., Mihaljev, Ž., Đurić, B., Vranešević, J., Pelić, M., ... Pelić, D. L. (2022). Chemical contaminants in fish, shellfish and fish products on the Serbian market; [hemijski

- kontaminanti u ribi, školjkama i proizvodima od ribe na tržištu srbije]. *Veterinarski Glasnik*, 76(2), 113–124. doi:10.2298/VETGL220522012N
- 620.Liu, J., Cao, L., & Dou, S. (2019). Trophic transfer, biomagnification and risk assessments of four common heavy metals in the food web of Laizhou Bay, the Bohai Sea. *Science of the Total Environment*, 670, 508–522. doi:10.1016/j.scitotenv.2019.03.140
- 621.Kljaković-Gašpić, Z., Sekovanić, A., Orct, T., Šebešćen, D., Klasiček, E., & Zanella, D. (2023). Potentially Toxic Elements in Water, Sediments and Fish from the Karstic River (Raša River, Croatia) Located in the Former Coal-Mining Area. *Toxics*, 11(1). doi:10.3390/toxics11010042
- 622.Balzani, P., Haubrock, P. J., Russo, F., Kouba, A., Haase, P., Veselý, L., ... Tricarico, E. (2021). Combining metal and stable isotope analyses to disentangle contaminant transfer in a freshwater community dominated by alien species. *Environmental Pollution*, 268. doi:10.1016/j.envpol.2020.115781
- 623.Milačić, R., Zuliani, T., Vidmar, J., Bergant, M., Kalogianni, E., Smeti, E., ... Ščančar, J. (2019). Potentially toxic elements in water, sediments and fish of the Evrotas River under variable water discharges. *Science of the Total Environment*, 648, 1087–1096. doi:10.1016/j.scitotenv.2018.08.123
- 624.Sakan, S. M., Dević, G. J., Relić, D. J., Anđelković, I. B., Sakan, N. M., & Dorđević, D. S. (2015). Environmental Assessment of Heavy Metal Pollution in Freshwater Sediment, Serbia. *Clean - Soil, Air, Water*, 43(6), 838–845. doi:10.1002/clen.201400275
- 625.Milošković, A., & Simić, V. (2023). Bioaccumulation of potentially toxic elements in fish species of Serbia: a review. *Environmental Science and Pollution Research*, 30(12), 32255–32277. doi:10.1007/s11356-023-25581-w
- 626.Dulić, Z., Živić, I., Pergal, M., Živić, M., Stanković, M., Manojlović, D., & Marković, Z. (2018). Accumulation and seasonal variation of toxic and trace elements in tissues of *Cyprinus carpio* from semi-intensive aquaculture ponds. *Annales de Limnologie*, 54. doi:10.1051/limn/2017036
- 627.Dikanović, V., Skorić, S., & Gačić, Z. (2016). Concentrations of metals and trace elements in different tissues of nine fish species from the Meduvrše Reservoir (West Morava River Basin, Serbia). *Archives of Biological Sciences*, 68(4), 811–819. doi:10.2298/ABS151104069D
- 628.Ahmed, A. S. S., Rahman, M., Sultana, S., Babu, S. M. O. F., & Sarker, M. S. I. (2019). Bioaccumulation and heavy metal concentration in tissues of some commercial fishes from the Meghna River Estuary in Bangladesh and human health implications. *Marine Pollution Bulletin*, 145, 436–447. doi:10.1016/j.marpolbul.2019.06.035
- 629.Ali, M. M., Kubra, K., Alam, E., Mondol, A. H., Akhtar, S., Islam, M. S., ... Islam, A. R. M. T. (2024). Bioaccumulation and sources of metal(loid)s in fish species from a subtropical river in Bangladesh: a public health concern. *Environmental Science and Pollution Research*, 31(2), 2343–2359. doi:10.1007/s11356-023-31324-8
- 630.Yadrenkina, E. N., Bortnikova, S. B., Yurkevich, N. V., Korneeva, T. V., Shevko, A. Y., Olenchenko, V. V., & Khvachevskaya, A. A. (2022). Transfer and Distribution of Metals and Metalloids in *Carassius auratus* Organs from Tailings Pond and Their Influence on Morphological Characteristics. *Applied Sciences (Switzerland)*, 12(23). doi:10.3390/app122312446
- 631.Milošković, A., Stojković Piperac, M., Kojadinović, N., Radenković, M., Đuretanović, S., Čerba, D., ... Simić, V. (2022). Potentially toxic elements in invasive fish species Prussian carp (*Carassius gibelio*) from different freshwater ecosystems and human exposure assessment. *Environmental Science and Pollution Research*, 29(19), 29152–29164. doi:10.1007/s11356-021-17865-w
- 632.Fowler, B. A., Alexander, J., & Oskarsson, A. (2015). *Toxic Metals in Food* (Vol. 1, pp. 123–140). doi:10.1016/B978-0-444-59453-2.00006-8
- 633.Lundebye, A.-K., Lock, E.-J., Rasinger, J. D., Nøstbakken, O. J., Hannisdal, R., Karlsbakk, E., ... Ørnsrud, R. (2017). Lower levels of Persistent Organic Pollutants, metals and the marine omega 3-fatty acid DHA in farmed compared to wild Atlantic salmon (*Salmo salar*). *Environmental Research*, 155, 49–59. doi:10.1016/j.envres.2017.01.026
- 634.Milanov, D. R., Krstić, P. M., Marković, V. R., Jovanović, A. D., Baltić, M. B., Ivanović, S. J., ... Baltić, Ž. M. (2016). Analysis of heavy metals concentration in tissues of three different fish species included in human diet from Danube River, in the Belgrade Region, Serbia. *Acta Veterinaria*, 66(1), 89–102. doi:10.1515/acve-2016-0007
- 635.Harb Rabia, S., Luzardo, O. P., Pozo, R., Abbassy, M., Zumbado, M., Elalfy, I., ... Ginés, R. (2022). Determination of heavy metals from Aloe vera by-product in golden mullet (*Liza aurata*); A consumer health risk assessment. *Food and Chemical Toxicology*, 169. doi:10.1016/j.fct.2022.113418

636. Nyeste, K., Zulkipli, N., Uzochukwu, I. E., Somogyi, D., Nagy, L., Czeglédi, I., ... Antal, L. (2024). Assessment of trace and macroelement accumulation in cyprinid juveniles as bioindicators of aquatic pollution: effects of diets and habitat preferences. *Scientific Reports*, 14(1). doi:10.1038/s41598-024-61986-4
637. Keshavarzi, B., Hassanaghaei, M., Moore, F., Rastegari Mehr, M., Soltanian, S., Lahijanzadeh, A. R., & Sorooshian, A. (2018). Heavy metal contamination and health risk assessment in three commercial fish species in the Persian Gulf. *Marine Pollution Bulletin*, 129(1), 245–252. doi:10.1016/j.marpolbul.2018.02.032
638. Tikadar, K. K., Jahan, F., Mia, R., Rahman, M. D. Z., Sultana, M. A., Islam, S., & Kunda, M. (2024). Assessing the potential ecological and human health risks of trace metal pollution in surface water, sediment, and commercially valuable fish species in the Pashur River, Bangladesh. *Environmental Monitoring and Assessment*, 196(11). doi:10.1007/s10661-024-13192-y
639. Nikolić, D., Skorić, S., Mićković, B., Nikčević, M., Smederevac-Lalić, M., & Djikanović, V. (2022). Accumulation of 25 elements in gills, liver, gonads, and muscle of European chub (*Squalius cephalus*), Cactus roach (*Rutilus virgo*), and pikeperch (*Sander lucioperca*) from Zlatar reservoir (Serbia). *Environmental Science and Pollution Research*, 29(33), 50271–50280. doi:10.1007/s11356-022-19472-9
640. Aleksić, J., Glamočlija, N., Laudanović, M., Ivanović, S., Milijašević, M., Baltić, B., & Starčević, M. (2025). The content and associated health risk assessment of toxic elements, micro-, and macrominerals in common carp, Wels catfish, and silver carp from the Danube River in Serbia. *Environmental Geochemistry and Health*, 47(3). doi:10.1007/s10653-025-02370-7
641. Arisekar, U., Shalini, R., Sundhar, S., R. Sangma, S., Bharathi Rathinam, R., Albeshr, M. F., ... J, S. P. (2023). De-novo exposure assessment of heavy metals in commercially important fresh and dried seafood: Safe for human consumption. *Environmental Research*, 235. doi:10.1016/j.envres.2023.116672
642. Cordeli, A. N., Oprea, L., Crețu, M., Dediu, L., Coadă, M. T., & Mînzală, D.-N. (2023). Bioaccumulation of Metals in Some Fish Species from the Romanian Danube River: A Review. *Fishes*, 8(8). doi:10.3390/fishes8080387
643. Bielen, A., Vladušić, T., Kuharić, N., Hudina, S., Šver, L., Likić, S., & Bošnjak, I. (2014). First evidence of the presence of multixenobiotic resistance mechanism activity in freshwater invasive species, signal crayfish *Pacifastacus leniusculus* (Dana, 18 52). *Periodicum Biologorum*, 116(3), 267–273. Retrieved from <https://www.scopus.com/inward/record.uri?eid=2-s2.0-84923371273&partnerID=40&md5=be661b61b2f13efe27a08ccf979ca7db>
644. Andersen, Z. J., Sram, R. J., Ščasný, M., Gurzau, E. S., Fucic, A., Gribaldo, L., ... Knudsen, L. E. (2016). Newborns health in the Danube Region: Environment, biomonitoring, interventions and economic benefits in a large prospective birth cohort study. *Environment International*, 88, 112–122. doi:10.1016/j.envint.2015.12.009
645. Nędzarek, A., & Czerniejewski, P. (2024). Assessment of heavy metal concentrations and bioaccumulation in the invasive round goby (*Neogobius melanostomus*) and associated risks to human health. *European Zoological Journal*, 91(1), 440–456. doi:10.1080/24750263.2024.2354696
646. Abu Shnaf, A. S. M., Abd El-Aziz, S. H., & Ata, A. M. (2021). Cyto-histopathological and protein polymorphism alterations in five populations of Nile tilapia (*Oreochromis niloticus*) as biomonitor for water heavy metal pollution. *Journal of Fish Biology*, 99(3), 999–1009. doi:10.1111/jfb.1479
647. Hessabi, M., Rahbar, M. H., Dobrescu, I., Bach, M. A., Kobylinska, L., Bressler, J., ... Rad, F. (2019). Concentrations of lead, mercury, arsenic, cadmium, manganese, and aluminum in blood of Romanian children suspected of having autism spectrum disorder. *International Journal of Environmental Research and Public Health*, 16(13). doi:10.3390/ijerph16132303
648. Nędzarek, Arkadiusz, & Czerniejewski, P. (2024). Invasive Round Goby (*Neogobius melanostomus*) Fish from the Southern Baltic as a Source of Arsenic and Selenium—Food Safety Aspects. *Foods*, 13(11). doi:10.3390/foods13111779
649. Idris, A. M., Said, T. O., Omran, A. A., & Fawy, K. F. (2015). Combining multivariate analysis and human risk indices for assessing heavy metal contents in muscle tissues of commercially fish from Southern Red Sea, Saudi Arabia. *Environmental Science and Pollution Research*, 22(21), 17012–17021. doi:10.1007/s11356-015-4921-9
650. Milošković, A., Dojčinović, B., Kovačević, S., Radojković, N., Radenković, M., Milošević, D., & Simić, V. (2016). Spatial monitoring of heavy metals in the inland waters of Serbia: a multispecies

approach based on commercial fish. *Environmental Science and Pollution Research*, 23(10), 9918–9933. doi:10.1007/s11356-016-6207-2

32. Jovičić, K., Nikolić, D., Višnjić-Jeftić, Ž., Đikanović, V., Skorić, S., Stefanović, S., Lenhardt, M., Hegediš, A., Krpo-Četković, J. and Jarić, I. (2014). Mapping differential elemental accumulation in fish tissues: assessment of metal and trace element concentrations in wels catfish (*Silurus glanis*) from the Danube River by 8 ICP-MS. *Environmental Science Pollution Research*, 22(5), 3820-3827.

Цитирају:

651. Celis, J. E., Espejo, W., Kidd, K., McGoldrick, D., Clark, M., Kitamura, D., & Kashiwada, S. (2022). Technology-critical elements in fishes from two of the Laurentian Great Lakes. *International Aquatic Research*, 14(4), 285–292. doi:10.22034/IAR.2022.1966270.1325
652. Khalil, A., Jamil, A., & Khan, T. (2020). Assessment of heavy metal contamination and human health risk with oxidative stress in fish (*Cyprinus carpio*) from Shahpur Dam, Fateh Jang, Pakistan. *Arabian Journal of Geosciences*, 13(18). doi:10.1007/s12517-020-05933-3
653. Nikolić, D., Skorić, S., Rašković, B., Lenhardt, M., & Krpo-Četković, J. (2020). Impact of reservoir properties on elemental accumulation and histopathology of European perch (*Perca fluviatilis*). *Chemosphere*, 244. doi:10.1016/j.chemosphere.2019.125503
654. Adorno, H. A., Souza, I. da C., Monferrán, M. V., Wunderlin, D. A., Fernandes, M. N., & Monteiro, D. A. (2023). A multi-biomarker approach to assess the sublethal effects of settleable atmospheric particulate matter from an industrial area on Nile tilapia (*Oreochromis niloticus*). *Science of the Total Environment*, 856. doi:10.1016/j.scitotenv.2022.159168
655. Naz, H., Abdullah, S., Latif, F., Abbaasi, F., Hadayat, N., Ahmed, T., ... Hassan, M. A. (2025). Sub-Lethal Effects of Endosulfan+Chlorpyrifos Mixture on Biochemical Parameters and Blood Genotoxicity Markers of Two Cyprinidae Fish Species *Catla catla* and *Labeo rohita*. *Pakistan Journal of Zoology*, 57(2), 661–670. doi:10.17582/journal.pjz/20220429100432
656. Djikanović, V., Skorić, S., Spasić, S., Naunovic, Z., & Lenhardt, M. (2018). Ecological risk assessment for different macrophytes and fish species in reservoirs using biota-sediment accumulation factors as a useful tool. *Environmental Pollution*, 241, 1167–1174. doi:10.1016/j.envpol.2018.06.054
657. Jovičić, K., Lenhardt, M., & Jarić, I. (2015). Importance of Standardized Reporting of Elemental Concentrations in Fish Tissues. *Human and Ecological Risk Assessment*, 21(8), 2170–2173. doi:10.1080/10807039.2015.1032885
658. Jia, Y., Wang, L., Qu, Z., Wang, C., & Yang, Z. (2017). Effects on heavy metal accumulation in freshwater fishes: species, tissues, and sizes. *Environmental Science and Pollution Research*, 24(10), 9379–9386. doi:10.1007/s11356-017-8606-4
659. Alvarado, C., Cortez-Valladolid, D. M., Herrera-López, E. J., Godínez, X., & Ramírez, J. M. (2021). Metal bioaccumulation by carp and catfish cultured in lake chapala, and weekly intake assessment. *Applied Sciences (Switzerland)*, 11(13). doi:10.3390/app11136087
660. Baptista, M., Figueiredo, C., Azevedo, O. M., Pina Rodrigues, M. T., Costa, T., Santos, M. T., ... Raimundo, J. (2021). Tissue and gender-related differences in the elemental composition of juvenile ocean sunfish (*Mola spp.*). *Chemosphere*, 272. doi:10.1016/j.chemosphere.2020.129131
661. Alvarado, C., Ramírez, J. M., Herrera-López, E. J., Cortez-Valladolid, D., & Ramírez, G. (2020). Bioaccumulation of Metals in Cultured Carp (*Cyprinus carpio*) from Lake Chapala, Mexico. *Biological Trace Element Research*, 195(1), 226–238. doi:10.1007/s12011-019-01845-w
662. Thang, N. Q., Huy, B. T., Van Tan, L., & Phuong, N. T. K. (2017). Lead and Arsenic Accumulation and Its Effects on Plasma Cortisol Levels in *Oreochromis* sp. *Bulletin of Environmental Contamination and Toxicology*, 99(2), 187–193. doi:10.1007/s00128-017-2113-7
663. Orlov, A. M., Artemov, R. V., & Orlova, S. Y. (2016). The elemental composition of swimbladders in some deepwater fishes of the North Atlantic. *Russian Journal of Marine Biology*, 42(6), 495–500. doi:10.1134/S1063074016060080
664. Nyeste, K., Zulkipli, N., Uzochukwu, I. E., Somogyi, D., Nagy, L., Czeglédi, I., ... Antal, L. (2024). Assessment of trace and macroelement accumulation in cyprinid juveniles as bioindicators of aquatic pollution: effects of diets and habitat preferences. *Scientific Reports*, 14(1). doi:10.1038/s41598-024-61986-4

665. Coppo, G. C., Passos, L. S., Lopes, T. O. M., Pereira, T. M., Merçon, J., Cabral, D. S., ... Chippari-Gomes, A. R. (2018). Genotoxic, biochemical and bioconcentration effects of manganese on *Oreochromis niloticus* (Cichlidae). *Ecotoxicology*, 27(8), 1150–1160. doi:10.1007/s10646-018-1970-0
666. Aslam, S., Yousafzai, A. M., & Javed, A. (2022). Bioaccumulation of Hexavalent Chromium in Commercially Edible Fish Grass Carp, *Ctenopharyngodon idella*; [Biopengumpulan Kromium Heksavalen dalam Ikan Rumpot Komersial Boleh Dimakan, *Ctenopharyngodon idella*]. *Sains Malaysiana*, 51(9), 2757–2762. doi:10.17576/jsm-2022-5109-02
667. Jovanović, D. A., Marković, R. V., Teodorović, V. B., Šefer, D. S., Krstić, M. P., Radulović, S. B., ... Baltić, M. Ž. (2017). Determination of heavy metals in muscle tissue of six fish species with different feeding habits from the Danube River, Belgrade—public health and environmental risk assessment. *Environmental Science and Pollution Research*, 24(12), 11383–11391. doi:10.1007/s11356-017-8783-1
668. Dirican, S. (2024). Multivariate statistical assessment of heavy metal contamination in muscle of *Silurus glanis* L., 1758 from Kılıçkaya Reservoir in Turkey. *Journal of Elementology*, 29(2), 469–483. doi:10.5601/jelem.2023.28.4.3178
669. Avigliano, E., Maichak de Carvalho, B., Invernizzi, R., Olmedo, M., Jasan, R., & Volpedo, A. V. (2019). Arsenic, selenium, and metals in a commercial and vulnerable fish from southwestern Atlantic estuaries: distribution in water and tissues and public health risk assessment. *Environmental Science and Pollution Research*, 26(8), 7994–8006. doi:10.1007/s11356-019-04258-3
670. Cordeli, A. N., Oprea, L., Crețu, M., Dediu, L., Coadă, M. T., & Minzălă, D.-N. (2023). Bioaccumulation of Metals in Some Fish Species from the Romanian Danube River: A Review. *Fishes*, 8(8). doi:10.3390/fishes8080387
671. Jia, Y., Kong, Q., Yang, Z., & Wang, L. (2016). Accumulation behavior and risk assessment of heavy metals and arsenic in tissues of white bream (*Parabramis pekinensis*) from the Xiang River, southern China. *Environmental Science and Pollution Research*, 23(24), 25056–25064. doi:10.1007/s11356-016-7734-6
672. Baki, M. A., Shojib, M. F. H., Sehrin, S., Chakraborty, S., Choudhury, T. R., Bristy, M. S., ... Khan, M. F. (2020). Health risk assessment of heavy metal accumulation in the Buriganga and Turag River systems for *Puntius ticto*, *Heteropneustes fossilis*, and *Channa punctatus*. *Environmental Geochemistry and Health*, 42(2), 531–543. doi:10.1007/s10653-019-00386-4
673. He, Y., Sun, B., Li, S., Sun, X., Guo, Y., Zhao, H., ... Xing, M. (2016). Simultaneous analysis 26 mineral element contents from highly consumed cultured chicken overexposed to arsenic trioxide by inductively coupled plasma mass spectrometry. *Environmental Science and Pollution Research*, 23(21), 21741–21750. doi:10.1007/s11356-016-7318-5
674. Lehel, J., Plachy, M., Palotás, P., Bartha, A., & Budai, P. (2024). Possible Metal Burden of Potentially Toxic Elements in Rainbow Trout (*Oncorhynchus mykiss*) on Aquaculture Farm. *Fishes*, 9(7). doi:10.3390/fishes9070252
675. Taher, W. M., Maleh, H. R., & Enayah, S. H. (2022). *Effect of tamarix aucheriana leaves extract on some physiological parameters of albion rats*. 2547. doi:10.1063/5.0112504
676. Balzani, P., Kouba, A., Tricarico, E., Kourantidou, M., & Haubrock, P. J. (2022). Metal accumulation in relation to size and body condition in an all-alien species community. *Environmental Science and Pollution Research*, 29(17), 25848–25857. doi:10.1007/s11356-021-17621-0
677. Yancheva, V. S., Stoyanova, S. G., Georgieva, E. S., & Velcheva, I. G. (2018). Mussels in ecotoxicological studies - Are they better indicators for water pollution than fish? *Ecologia Balkanica*, 10(1), 57–84. Retrieved from <https://www.scopus.com/inward/record.uri?eid=2-s2.0-85052283043&partnerID=40&md5=7c177235d450ccd89e8bd9006d2e38da>
678. Biolé, F. G., Llamazares Vegh, S., de Carvalho, B. M., Bavio, M., Tripodi, P., Volpedo, A. V., & Thompson, G. (2023). Health risk assessment and differential distribution of Arsenic and metals in organs of *Urophycis brasiliensis* a commercial fish from Southwestern Atlantic coast. *Marine Pollution Bulletin*, 187. doi:10.1016/j.marpolbul.2022.114499
679. Engin, M. S., Uyanik, A., Cay, S., & Kir, I. (2016). Evaluation of trace metals in sediment, water, and fish (*Mugil cephalus*) of the central Black Sea coast of Turkey. *Human and Ecological Risk Assessment*, 22(1), 241–250. doi:10.1080/10807039.2015.1057685
680. Yin, J., Wang, L., Li, S., Chen, F., Hegazy, A. M., & Zhang, X. (2020). Accumulation and depuration of dissolved hexavalent chromium and effects on the antioxidant response in bighead carp (*Aristichthys nobilis*). *Environmental Toxicology and Pharmacology*, 80. doi:10.1016/j.etap.2020.103465

681. Almani, S., Talpur, F. N., Memon, N., & Afridi, H. I. (2020). Selenium Contents in Different Types of Raw and Processed Meat Products, Consumed Among the General Population of Pakistan. *Biological Trace Element Research*, 193(2), 357–363. doi:10.1007/s12011-019-01732-4
682. Nikolić, D., Skorić, S., Janković, S., Hegediš, A., & Djikanović, V. (2021). Age-specific accumulation of toxic metal(loid)s in northern pike (*Esox lucius*) juveniles. *Environmental Monitoring and Assessment*, 193(4). doi:10.1007/s10661-021-09004-2
683. Balzani, P., Haubrock, P. J., Russo, F., Kouba, A., Haase, P., Veselý, L., ... Tricarico, E. (2021). Combining metal and stable isotope analyses to disentangle contaminant transfer in a freshwater community dominated by alien species. *Environmental Pollution*, 268. doi:10.1016/j.envpol.2020.115781
684. Gbotche, E., Quenum, M. C. H., Dognon, T. V., Ogunlaja, A., Klotoe, J.-R., Fabiyi, K., ... Unuabonah, I. E. (2023). National Survey of Stream Water Quality Revealing Threats to Antibio-Resistant Bacteria, Antibiotic Residues and Heavy Metals in Benin. *Pollution*, 9(2), 678–692. doi:10.22059/POLL.2022.348629.1629
685. Milošković, A., & Simić, V. (2023). Bioaccumulation of potentially toxic elements in fish species of Serbia: a review. *Environmental Science and Pollution Research*, 30(12), 32255–32277. doi:10.1007/s11356-023-25581-w
686. de Souza, H. M., de Almeida, R. F., Lopes, A. P., & Hauser-Davis, R. A. (2024). Review: Fish bile, a highly versatile biomarker for different environmental pollutants. *Comparative Biochemistry and Physiology Part - C: Toxicology and Pharmacology*, 278. doi:10.1016/j.cbpc.2024.109845
687. Nędzarek, A., Formicki, K., Kowalska-Górska, M., & Dobrzański, Z. (2022). Concentration and risk of contamination with trace elements in acipenserid and salmonid roe. *Journal of Food Composition and Analysis*, 110. doi:10.1016/j.jfca.2022.104525
688. Ardini, F., Moggia, F., Di Blasi, D., Rivarolo, P., Grotti, M., & Ghigliotti, L. (2024). Elemental Distribution in Tissues of Shorthorn Sculpins (*Myoxocephalus scorpius*) from Kongsfjorden in Svalbard. *Journal of Marine Science and Engineering*, 12(12). doi:10.3390/jmse12122245
689. Chernick, M., Ware, M., Albright, E., Kwok, K. W. H., Dong, W., Zheng, N., & Hinton, D. E. (2016). Parental dietary seleno-L-methionine exposure and resultant offspring developmental toxicity. *Aquatic Toxicology*, 170, 187–198. doi:10.1016/j.aquatox.2015.11.004
690. Nha Khanh, D. N., Tuong Vy, N. T., Quoc Thang, N., Trung Sy, D., Quang Minh, B., The Anh, N., ... Kim Phuong, N. T. (2022). Accumulation and response to stress in climbing perch (*Anabas testudineus*) on exposure to high concentrations of lead and cadmium in water. *European Zoological Journal*, 89(1), 877–887. doi:10.1080/24750263.2022.2096129
691. Jovičić, K., Janković, S., Nikolić, D. M., Đikanović, V., Skorić, S., Krpo-Četković, J., & Jarić, I. (2023). Prospects of fish scale and fin samples usage for nonlethal monitoring of metal contamination: a study on five fish species from the Danube River. *Knowledge and Management of Aquatic Ecosystems*, 157(424). doi:10.1051/kmae/2022027
692. Milošković, A., Dojčinović, B., Kovačević, S., Radojković, N., Radenković, M., Milošević, D., & Simić, V. (2016). Spatial monitoring of heavy metals in the inland waters of Serbia: a multispecies approach based on commercial fish. *Environmental Science and Pollution Research*, 23(10), 9918–9933. doi:10.1007/s11356-016-6207-2

33. Rašković, B., Poleksić, V., Višnjić-Jeftić, Ž., Skorić, S., Gačić, Z., Djikanović, V., Jarić, I. and Lenhardt, M. (2015). Use of histopathology and elemental accumulation in different organs of two benthophagous fish species as indicators of river pollution. *Environmental Toxicology*, 30(10), 1153-1161

Цитирај:

693. Svirčev, Z., Lujić, J., Marinović, Z., Drobac, D., Tokodi, N., Stojiljković, B., & Meriluoto, J. (2015). Toxicopathology induced by microcystins and nodularin: A histopathological review. *Journal of Environmental Science and Health - Part C Environmental Carcinogenesis and Ecotoxicology Reviews*, 33(2), 125–167. doi:10.1080/10590501.2015.1003000
694. Nikolić, D., Skorić, S., Rašković, B., Lenhardt, M., & Krpo-Četković, J. (2020). Impact of reservoir properties on elemental accumulation and histopathology of European perch (*Perca fluviatilis*). *Chemosphere*, 244. doi:10.1016/j.chemosphere.2019.125503
695. Barišić, J., Filipović Marijić, V., Mijošek, T., Čož-Rakovac, R., Dragun, Z., Krasnići, N., ... Erk, M. (2018). Evaluation of architectural and histopathological biomarkers in the intestine of brown trout

- (*Salmo trutta* Linnaeus, 1758) challenged with environmental pollution. *Science of the Total Environment*, 642, 656–664. doi:10.1016/j.scitotenv.2018.06.045
696. Oliveira, S. E., Costa, P. M., Nascimento, S. B., Castro, W. V., Ribeiro, R. I. M. de A., Santos, H. B., & Thomé, R. G. (2018). Atrazine promotes immunomodulation by melanomacrophage centre alterations in spleen and vascular disorders in gills from *Oreochromis niloticus*. *Aquatic Toxicology*, 202, 57–64. doi:10.1016/j.aquatox.2018.06.018
697. Rašković, B., Čičovački, S., Ćirić, M., Marković, Z., & Poleksić, V. (2016). Integrative approach of histopathology and histomorphometry of common carp (*Cyprinus carpio* L.) organs as a marker of general fish health state in pond culture. *Aquaculture Research*, 47(11), 3455–3463. doi:10.1111/are.12795
698. Morina, A., Morina, F., Djikanović, V., Spasić, S., Krpo-Četković, J., Kostić, B., & Lenhardt, M. (2016). Common barbel (*Barbus barbus*) as a bioindicator of surface river sediment pollution with Cu and Zn in three rivers of the Danube River Basin in Serbia. *Environmental Science and Pollution Research*, 23(7), 6723–6734. doi:10.1007/s11356-015-5901-9
699. Sudakov, N. P., Klimenkov, I. V., Bedoshvili, Y. D., Arsent'ev, K. Y., Gorshkov, A. G., Izosimova, O. N., ... Likhoshvay, Y. V. (2022). Early structural and functional changes in Baikal Sculpin gills exposed to suspended soot microparticles in experiment. *Chemosphere*, 290. doi:10.1016/j.chemosphere.2021.133241
700. Nyeste, K., Zulkipli, N., Uzochukwu, I. E., Somogyi, D., Nagy, L., Czeplédi, I., ... Antal, L. (2024). Assessment of trace and macroelement accumulation in cyprinid juveniles as bioindicators of aquatic pollution: effects of diets and habitat preferences. *Scientific Reports*, 14(1). doi:10.1038/s41598-024-61986-4
701. Lazăr, N.-N., Simionov, I.-A., Petrea, Ștefan-M., Iticescu, C., Georgescu, P.-L., Dima, F., & Antache, A. (2024). The influence of climate changes on heavy metals accumulation in *Alosa immaculata* from the Danube River Basin. *Marine Pollution Bulletin*, 200. doi:10.1016/j.marpolbul.2024.116145
702. Cordeli, A. N., Oprea, L., Crețu, M., Dediu, L., Coadă, M. T., & Mînzală, D.-N. (2023). Bioaccumulation of Metals in Some Fish Species from the Romanian Danube River: A Review. *Fishes*, 8(8). doi:10.3390/fishes8080387
703. Drobac, D., Tokodi, N., Lujić, J., Marinović, Z., Subakov-Simić, G., Dulić, T., ... Svirčev, Z. (2016). Cyanobacteria and cyanotoxins in fishponds and their effects on fish tissue. *Harmful Algae*, 55, 66–76. doi:10.1016/j.hal.2016.02.007
704. Reyes-Márquez, A., Aguiñiga-García, S., Morales-García, S. S., Sedeño-Díaz, J. E., & López-López, E. (2022). Temporal distribution patterns of metals in water, sediment, and components of the trophic structure in a tropical coastal lagoon of the Gulf of Mexico. *Environmental Science and Pollution Research*, 29(41), 61643–61661. doi:10.1007/s11356-021-17815-6
705. Nikolić, D., Poleksić, V., Skorić, S., Tasić, A., Stanojević, S., & Rašković, B. (2022). The European Chub (*Squalius cephalus*) as an indicator of reservoirs pollution and human health risk assessment associated with its consumption. *Environmental Pollution*, 310. doi:10.1016/j.envpol.2022.119871
706. Santos, R. M. B., Monteiro, S. M. V., Cortes, R. M. V., Pacheco, F. A. L., & Fernandes, L. F. S. (2022). Seasonal Differences in Water Pollution and Liver Histopathology of Iberian Barbel (*Luciobarbus bocagei*) and Douro Nase (*Pseudochondrostoma duriense*) in an Agricultural Watershed. *Water (Switzerland)*, 14(3). doi:10.3390/w14030444
707. Sudakov, N. P., Chang, H.-M., Renn, T.-Y., & Klimenkov, I. V. (2023). Degenerative and Regenerative Actin Cytoskeleton Rearrangements, Cell Death, and Paradoxical Proliferation in the Gills of Pearl Gourami (*Trichogaster leerii*) Exposed to Suspended Soot Microparticles. *International Journal of Molecular Sciences*, 24(20). doi:10.3390/ijms242015146
708. Hu, Z., Zhao, Y., Jiang, J., Li, W., Su, G., Li, L., & Ran, J. (2023). Exosome-derived miR-142-5p from liver stem cells improves the progression of liver fibrosis by regulating macrophage polarization through CTSB. *Environmental Toxicology*, 38(8), 1860–1873. doi:10.1002/tox.23813
709. Xing, S., Li, P., He, S., Cao, Z., Wang, X., Cao, X., ... Li, Z.-H. (2022). Physiological responses in Nile tilapia (*Oreochromis niloticus*) induced by combined stress of environmental salinity and triphenyltin. *Marine Environmental Research*, 180. doi:10.1016/j.marenvres.2022.105736
710. Nikolić, D., Skorić, S., Poleksić, V., & Rašković, B. (2021). Sex-specific elemental accumulation and histopathology of pikeperch (*Sander lucioperca*) from Garaši reservoir (Serbia) with human health risk assessment. *Environmental Science and Pollution Research*, 28(38), 53700–53711. doi:10.1007/s11356-021-14526-w

711. Cristina, R. T., Baroga, M., Grozea, A., Mihailov, S. A., Sirb, N. M., Dumitrescu, E., & Muselin, F. (2019). An early embryo model of sterlet (*Acipenser ruthenus*) for the assessment of lead effects. *Applied Ecology and Environmental Research*, 17(1), 917–929. doi:10.15666/aeer/1701_917929
712. Marcon, L., Lopes, D. S., Mounteer, A. H., Goulart, A. M. A., Leandro, M. V., & dos Anjos Benjamin, L. (2016). Pathological and histometric analysis of the gills of female *Hyphessobrycon eques* (Teleostei:Characidae) exposed to different concentrations of the insecticide Dimilin®. *Ecotoxicology and Environmental Safety*, 131, 135–142. doi:10.1016/j.ecoenv.2016.05.016
713. Milošković, A., & Simić, V. (2023). Bioaccumulation of potentially toxic elements in fish species of Serbia: a review. *Environmental Science and Pollution Research*, 30(12), 32255–32277. doi:10.1007/s11356-023-25581-w
714. Kostić, J., Kolarević, S., Kračun-Kolarević, M., Aborgiba, M., Gačić, Z., Paunović, M., ... Vuković-Gačić, B. (2017). The impact of multiple stressors on the biomarkers response in gills and liver of freshwater breams during different seasons. *Science of the Total Environment*, 601–602, 1670–1681. doi:10.1016/j.scitotenv.2017.05.273
715. Barišić, J., Dragun, Z., Ramani, S., Filipović Marijić, V., Krasnići, N., Čož-Rakovac, R., ... Jordanova, M. (2015). Evaluation of histopathological alterations in the gills of Vardar chub (*Squalius vardarensis* Karaman) as an indicator of river pollution. *Ecotoxicology and Environmental Safety*, 118, 158–166. doi:10.1016/j.ecoenv.2015.04.027
716. Rašković, B., Poleksić, V., Skorić, S., Jovičić, K., Spasić, S., Hegediš, A., ... Lenhardt, M. (2018). Effects of mine tailing and mixed contamination on metals, trace elements accumulation and histopathology of the chub (*Squalius cephalus*) tissues: Evidence from three differently contaminated sites in Serbia. *Ecotoxicology and Environmental Safety*, 153, 238–247. doi:10.1016/j.ecoenv.2018.01.058

34. Lenhardt, M., Jaric, I., Višnjic-Jeftić, Ž., Skoric, S., Gacic, Z., Pucar, M. and Hegediš, A. (2012). Concentrations of 17 elements in muscle, gills, liver and gonads of five economically important fish species from the Danube River. Knowledge and Management of Aquatic Ecosystems, 407.

Цитирају:

717. Milošković, A., & Simić, V. (2015). Arsenic and other trace elements in five edible fish species in relation to fish size and weight and potential health risks for human consumption. *Polish Journal of Environmental Studies*, 24(1), 199–206. doi:10.15244/pjoes/24929
718. Nyeste, K., Dobrocsi, P., Czeglédi, I., Czédli, H., Harangi, S., Baranyai, E., ... Antal, L. (2019). Age and diet-specific trace element accumulation patterns in different tissues of chub (*Squalius cephalus*): Juveniles are useful bioindicators of recent pollution. *Ecological Indicators*, 101, 1–10. doi:10.1016/j.ecolind.2019.01.001
719. Milošković, A., Dojčinović, B., Simić, S., Pavlović, M., & Simić, V. (2014). Heavy metal and trace element bioaccumulation in target tissues of three edible predatory fish species from Bovan Reservoir (Serbia). *Fresenius Environmental Bulletin*, 23(8 A), 1884–1891. Retrieved from <https://www.scopus.com/inward/record.uri?eid=2-s2.0-84906508338&partnerID=40&md5=f6f66ed909aa4ded9ed2a14cb23e71b4>
720. Djikanović, V., Skorić, S., Spasić, S., Naunovic, Z., & Lenhardt, M. (2018). Ecological risk assessment for different macrophytes and fish species in reservoirs using biota-sediment accumulation factors as a useful tool. *Environmental Pollution*, 241, 1167–1174. doi:10.1016/j.envpol.2018.06.054
721. Varol, M., Kaçar, E., & Akin, H. K. (2020). Accumulation of trace elements in muscle, gill and liver of fish species (*Capoeta umbla* and *Luciobarbus mystaceus*) in the Tigris River (Turkey), and health risk assessment. *Environmental Research*, 186. doi:10.1016/j.envres.2020.109570
722. Baptista, M., Figueiredo, C., Azevedo, O. M., Pina Rodrigues, M. T., Costa, T., Santos, M. T., ... Raimundo, J. (2021). Tissue and gender-related differences in the elemental composition of juvenile ocean sunfish (*Mola spp.*). *Chemosphere*, 272. doi:10.1016/j.chemosphere.2020.129131
723. Milanov, D. R., Krstić, P. M., Marković, V. R., Jovanović, A. D., Baltić, M. B., Ivanović, S. J., ... Baltić, Ž. M. (2016). Analysis of heavy metals concentration in tissues of three different fish species included in human diet from Danube River, in the Belgrade Region, Serbia. *Acta Veterinaria*, 66(1), 89–102. doi:10.1515/acve-20160007

724. Georgieva, E., Yancheva, V., Velcheva, I., Iliev, I., Vasileva, T., Bivolarski, V., ... Stoyanova, S. (2016). Histological and biochemical changes in liver of common carp (*Cyprinus carpio* L.) under metal exposure. *North-Western Journal of Zoology*, 12(2), 261–270. Retrieved from <https://www.scopus.com/inward/record.uri?eid=2-s2.0-85009765358&partnerID=40&md5=77f6cc13303e1749a32e367320a64cba>
725. Llamazares Vegh, S., Biolé, F., Bavio, M., Tripodi, P., & Volpedo, A. V. (2022). Distribution and Accumulation of Trace Elements in Organs of Juvenile Fishes from a Freshwater System (Paraná River, South America). *Biological Trace Element Research*, 200(5), 2416–2431. doi:10.1007/s12011-021-02849-1
726. Lenhardt, M., Poleksić, V., Vuković-Gačić, B., Rašković, B., Sunjog, K., Kolarević, S., ... Gačić, Z. (2015). Integrated use of different fish related parameters to assess the status of water bodies. *Slovenian Veterinary Research*, 52(1), 5–13. Retrieved from <https://www.scopus.com/inward/record.uri?eid=2-s2.0-84929089208&partnerID=40&md5=88d6b35155ec71500a2e1140fd23d32d>
727. Jovanović, D. A., Marković, R. V., Teodorović, V. B., Šefer, D. S., Krstić, M. P., Radulović, S. B., ... Baltić, M. Ž. (2017). Determination of heavy metals in muscle tissue of six fish species with different feeding habits from the Danube River, Belgrade—public health and environmental risk assessment. *Environmental Science and Pollution Research*, 24(12), 11383–11391. doi:10.1007/s11356-017-8783-1
728. Aleksić, J., Glamočlija, N., Laudanović, M., Ivanović, S., Milijašević, M., Baltić, B., & Starčević, M. (2025). The content and associated health risk assessment of toxic elements, micro-, and macrominerals in common carp, Wels catfish, and silver carp from the Danube River in Serbia. *Environmental Geochemistry and Health*, 47(3). doi:10.1007/s10653-025-02370-7
729. Dirican, S. (2024). Multivariate statistical assessment of heavy metal contamination in muscle of *Silurus glanis* L., 1758 from Kılıçkaya Reservoir in Turkey. *Journal of Elementology*, 29(2), 469–483. doi:10.5601/jelem.2023.28.4.3178
730. Cordeli, A. N., Oprea, L., Crețu, M., Dediu, L., Coadă, M. T., & Mînzală, D.-N. (2023). Bioaccumulation of Metals in Some Fish Species from the Romanian Danube River: A Review. *Fishes*, 8(8). doi:10.3390/fishes8080387
731. Ghannam, H. E., Talab, A. S., Gaber, S. E., & Jahin, H. S. (2014). Assessment of heavy metals distribution in some freshwater fish organs using inductively coupled plasma optical emission spectrometry (ICP-OES). *Ecology, Environment and Conservation*, 20(2), 467–478. Retrieved from <https://www.scopus.com/inward/record.uri?eid=2-s2.0-84940333341&partnerID=40&md5=8acaacf19b523dd5d90fd620648fd1bf>
732. Łuczyńska, J., Tońska, E., Paszczyk, B., & Łuczyński, M. J. (2020). The relationship between biotic factors and the content of chosen heavy metals (Zn, Fe, Cu and Mn) in six wild freshwater fish species collected from two lakes (Łańskie and Pluszne) located in northeastern Poland. *Iranian Journal of Fisheries Sciences*, 19(1), 421–442. doi:10.22092/ijfs.2019.118904
733. Novakov, N., Kartalović, B., Mihaljev, Ž., Đurić, B., Vranešević, J., Pelić, M., ... Pelić, D. L. (2022). CHEMICAL CONTAMINANTS IN FISH, SHELLFISH AND FISH PRODUCTS ON THE SERBIAN MARKET; [HEMIJSKI KONTAMINANTI U RIBI, ŠKOLJKAMA I PROIZVODIMA OD RIBE NA TRŽIŠTU SRBIJE]. *Veterinarski Glasnik*, 76(2), 113–124. doi:10.2298/VETGL220522012N
734. Mahboob, S., Al-Ghanim, K. A., Al-Balawi, H. F. A., Al-Misned, F., & Ahmed, Z. (2016). Assessment of accumulation of trace elements in muscles, gills, liver and intestine of *clarias gariepinus* (burchell, 1822) from Wadi hanefah, Saudi Arabia. *Pakistan Journal of Zoology*, 48(3), 875–880. Retrieved from <https://www.scopus.com/inward/record.uri?eid=2-s2.0-84968912257&partnerID=40&md5=1aa87a9e34a4e97734c0a6b4bb143e53>
735. Nikolić, D., Skorić, S., Janković, S., Hegediš, A., & Djikanović, V. (2021). Age-specific accumulation of toxic metal(loid)s in northern pike (*Esox lucius*) juveniles. *Environmental Monitoring and Assessment*, 193(4). doi:10.1007/s10661-021-09004-2
736. Milošković, A., & Simić, V. (2023). Bioaccumulation of potentially toxic elements in fish species of Serbia: a review. *Environmental Science and Pollution Research*, 30(12), 32255–32277. doi:10.1007/s11356-023-25581-w
737. Dulić, Z., Živić, I., Pergal, M., Živić, M., Stanković, M., Manojlović, D., & Marković, Z. (2018). Accumulation and seasonal variation of toxic and trace elements in tissues of *Cyprinus carpio* from semi-intensive aquaculture ponds. *Annales de Limnologie*, 54. doi:10.1051/limn/2017036

738. Galib, S. M., Mohsin, A. B. M., Parvez, M. T., Lucas, M. C., Chaki, N., Arnob, S. S., ... Islam, M. N. (2018). Municipal wastewater can result in a dramatic decline in freshwater fishes: A lesson from a developing country. *Knowledge and Management of Aquatic Ecosystems*, (419). doi:10.1051/kmae/2018025
739. Jovičić, K., Djikanović, V., Santrač, I., Živković, S., Dimitrijević, M., & Vranković, J. S. (2024). Effects of Trace Elements on the Fatty Acid Composition in Danubian Fish Species. *Animals*, 14(6). doi:10.3390/ani14060954
740. Kostić, J., Kolarević, S., Kračun-Kolarević, M., Aborgiba, M., Gačić, Z., Paunović, M., ... Vuković-Gačić, B. (2017). The impact of multiple stressors on the biomarkers response in gills and liver of freshwater breams during different seasons. *Science of the Total Environment*, 601–602, 1670–1681. doi:10.1016/j.scitotenv.2017.05.273
741. Dikanović, V., Skorić, S., & Gačić, Z. (2016). Concentrations of metals and trace elements in different tissues of nine fish species from the Meduvrše Reservoir (West Morava River Basin, Serbia). *Archives of Biological Sciences*, 68(4), 811–819. doi:10.2298/ABS151104069D
742. Milošković, A., Dojčinović, B., Kovačević, S., Radojković, N., Radenković, M., Milošević, D., & Simić, V. (2016). Spatial monitoring of heavy metals in the inland waters of Serbia: a multispecies approach based on commercial fish. *Environmental Science and Pollution Research*, 23(10), 9918–9933. doi:10.1007/s11356-016-6207-2

35. Višnjić-Jeftić, Ž., Lenhardt, M., Vukov, T., Gačić, Z., Skorić, S., Smederevac-Lalić, M. and Nikčević, M. (2013). The geometric morphometrics and condition of Pontic shad, *Alosa immaculata* (Pisces: Clupeidae) migrants to the Danube River. *Journal of Natural History*, 47 (15-16), 1121-1128.

Цитирају:

743. Kmentová, N., Cruz-Laufer, A. J., Milec, L. J. M., Moons, T., Heeren, S., van den Hoorn, E., ... Vanhove, M. P. M. (2024). Host lifestyle and parasite interspecific facilitation mediate co-infection in a species-poor host–parasite system. *Oikos*, 2024(10). doi:10.1111/oik.10360
744. Więcaszek, B., Czerniejewski, P., Dąbrowski, J., Korzelecka, A., Formicki, K., & Tański, A. (2024). Recent data of the biology of the twaite shad, *Alosa fallax* returning for spawning to the Szczecin Lagoon (southern Baltic Sea). *Journal of Water and Land Development*, (62), 97–105. doi:10.24425/jwld.2024.151557
745. Lazăr, N.-N., Simionov, I.-A., Petrea, Ștefan-M., Iticescu, C., Georgescu, P.-L., Dima, F., & Antache, A. (2024). The influence of climate changes on heavy metals accumulation in *Alosa immaculata* from the Danube River Basin. *Marine Pollution Bulletin*, 200. doi:10.1016/j.marpolbul.2024.116145

36. Đikanović, V., Skorić, S., Lenhardt, M., Smederevac-Lalić, M., Višnjić-Jeftić, Ž., Spasić, S. and Mićković, B. (2014). Review of sterlet (*Acipenser ruthenus* L. 9 1758) (Actinopterygii: Acipenseridae) feeding habits in the River Danube, 1694– 852 river km. *Journal of Natural History*, 49(5-8), 411-417.

Цитирају:

746. Cvijanović, Gorčin, Adnadević, T., Jarić, I., Lenhardt, M., & Marić, S. (2017). Genetic analysis of sterlet (*Acipenser ruthenus* L.) populations in the Middle and Lower Danube sections. *North-Western Journal of Zoology*, 13(1), 34–43. Retrieved from <https://www.scopus.com/inward/record.uri?eid=2-s2.0-85020498257&partnerID=40&md5=24ff9d2f5320200c69c866cf7d4ff692>
747. Cvijanović, Gorčin, Adnadević, T., Lenhardt, M., & Marić, S. (2015). New data on sterlet (*Acipenser ruthenus* L.) genetic diversity in the middle and lower Danube sections, based on mitochondrial DNA analyses. *Genetika*, 47(3), 1051–1062. doi:10.2298/GENSR1503051C
748. Bănăduc, D., Simić, V., Cianfaglione, K., Barinova, S., Afanasyev, S., Öktener, A., ... Curtean-Bănăduc, A. (2022). Freshwater as a Sustainable Resource and Generator of Secondary Resources in the 21st Century: Stressors, Threats, Risks, Management and Protection Strategies, and Conservation Approaches. *International Journal of Environmental Research and Public Health*, 19(24). doi:10.3390/ijerph192416570
749. Mikheev, P. B., Kazarinov, S. N., Melnikova, A. G., Ponomarev, S. V., Petrenko, N. G., Nikiforov, A. I., ... Elchenkova, O. N. (2024). Artificial enhancement of sturgeon stock in freshwater reservoirs: A case

- study on sterlet *Acipenser ruthenus* of the Kama reservoir. *Aquaculture and Fisheries*, 9(2), 287–294. doi:10.1016/j.aaf.2022.04.004
- 750.Šindler, M., Kubala, M., Senko, D., Mišić, M., Guti, G., Pekárik, L., & Drozd, B. (2025). Implications of climate-change-induced stressors and water management for sterlet populations in the Middle and Upper River Danube. *River Research and Applications*, 41(2), 448–465. doi:10.1002/rra.4361
- 751.Margaritova, B., Kenderov, L., Dashinov, D., Uzunova, E., & Mihov, S. (2021). Dietary composition of young sturgeons (*Acipenseridae*) from the Bulgarian section of the Danube River. *Journal of Natural History*, 55(35–36), 2279–2297. doi:10.1080/00222933.2021.2005838
- 752.Thomas, M., Amoussou, N., El Manfaloti, M., Fleck, C., Ledoré, Y., Pasquet, A., & Lecocq, T. (2022). All species matter: Comprehensive analysis of polyculture consequences on pikeperch (*Sander lucioperca*), sterlet (*Acipenser ruthenus*) and tench (*Tinca tinca*) in recirculated aquaculture system. *Aquaculture*, 559. doi:10.1016/j.aquaculture.2022.738438
- 753.Butkus, R., & Rakauskas, V. (2020). Experimental evidence that the invasive snail *potamopyrgus antipodarum* (Gray, 1843) survives passage through the digestive tract of common riverine fish. *Management of Biological Invasions*, 11(1), 96–104. doi:10.3391/mbi.2020.11.1.07

37. Subotic, S., Visnjic-Jeftic, Ž., Spasić, S., Hegediš, A., Krpo-Ćetkovic, J., Lenhardt, M. (2015). Concentrations of 18 Elements in Muscle, Liver, Gills, and Gonads of Sichel (*Pelecus cultratus*), Ruffe (*Gymnocephalus cernua*), and European Perch (*Perca fluviatilis*) in the Danube River near Belgrade (Serbia). *Water Air and Soil Pollution*, 226 (9).

Цитирају:

- 754.Stanek, M., Chachaj, B., & Rózański, S. Ł. (2024). Heavy metal content in perch and rudd tissues and associated health risk assessment. *Ecotoxicology and Environmental Safety*, 287. doi:10.1016/j.ecoenv.2024.117303
- 755.Verstijnen, Y. J. M., Lucassen, E. C. H. E. T., Wagenvoort, A. J., Ketelaars, H. A. M., van der Velde, G., & Smolders, A. J. P. (2024). Trophic Transfer of Cd, Cu, Pb, Zn, P and Se in Dutch Storage Water Reservoirs. *Archives of Environmental Contamination and Toxicology*, 86(3), 217–233. doi:10.1007/s00244-023-01041-x
- 756.Nowosad, J., Sieszputowska, J., Kucharczyk, D., Łuczyńska, J., Sikora, M., & Kujawa, R. (2019). Dynamics of mercury content in adult sichel (*Pelecus cultratus* L.) tissues from the Baltic Sea before and during spawning. *Marine Environmental Research*, 148, 75–80. doi:10.1016/j.marenvres.2019.05.010
- 757.Nikolić, D., Skorić, S., Rašković, B., Lenhardt, M., & Krpo-Ćetković, J. (2020). Impact of reservoir properties on elemental accumulation and histopathology of European perch (*Perca fluviatilis*). *Chemosphere*, 244. doi:10.1016/j.chemosphere.2019.125503
- 758.Łuczyńska, J., & Paszczyk, B. (2019). Health risk assessment of heavy metals and lipid quality indexes in freshwater fish from lakes of Warmia and Mazury Region, Poland. *International Journal of Environmental Research and Public Health*, 16(19). doi:10.3390/ijerph16193780
- 759.Milošković, A., & Simić, V. (2023). Bioaccumulation of potentially toxic elements in fish species of Serbia: a review. *Environmental Science and Pollution Research*, 30(12), 32255–32277. doi:10.1007/s11356-023-25581-w
- 760.Nyeste, K., Zulkipli, N., Uzochukwu, I. E., Somogyi, D., Nagy, L., Czeglédi, I., ... Antal, L. (2024). Assessment of trace and macroelement accumulation in cyprinid juveniles as bioindicators of aquatic pollution: effects of diets and habitat preferences. *Scientific Reports*, 14(1). doi:10.1038/s41598-024-61986-4
- 761.Jovičić, K., Djikanović, V., Santrač, I., Živković, S., Dimitrijević, M., & Vranković, J. S. (2024). Effects of Trace Elements on the Fatty Acid Composition in Danubian Fish Species. *Animals*, 14(6). doi:10.3390/ani14060954
- 762.Payuta, A. A., Flerova, E. A., & Zaitseva, Y. V. (2023). Distribution of Essential and Toxic Elements in *Pelecus cultratus* Tissues and Risk Assessment for Consumer Health. *Toxics*, 11(8). doi:10.3390/toxics11080715
- 763.Cordeli, A. N., Oprea, L., Crețu, M., Dediu, L., Coadă, M. T., & Mînzală, D.-N. (2023). Bioaccumulation of Metals in Some Fish Species from the Romanian Danube River: A Review. *Fishes*, 8(8). doi:10.3390/fishes8080387

764. Zimmermann Prado Rodrigues, G., Staudt, L. B. M., Moreira, M. G., dos Santos, T. G., de Souza, M. S., Lúcio, C. J., ... Gehlen, G. (2020). Histopathological, genotoxic, and behavioral damages induced by manganese (II) in adult zebrafish. *Chemosphere*, 244. doi:10.1016/j.chemosphere.2019.125550

38. Lenhardt, M., Jarić, I., Cvijanović, G., Kolarević, J., Gačić, Z., Smederevac-Lalić, M., Višnjić-Jeftić, Ž. (2012). Comparison of morphological characters between wild and cultured sterlet (*Acipenser ruthenus* L.). *Slov Vet Res* 2012; 49 (4): 177- 184.

Цитирају:

765. Cvijanović, Gorčin, Adnadević, T., Jarić, I., Lenhardt, M., & Marić, S. (2017). Genetic analysis of sterlet (*Acipenser ruthenus* L.) populations in the Middle and Lower Danube sections. *North-Western Journal of Zoology*, 13(1), 34–43. Retrieved from <https://www.scopus.com/inward/record.uri?eid=2-s2.0-85020498257&partnerID=40&md5=24ff9d2f5320200c69c866cf7d4ff692>
766. Cvijanović, Gorčin, Adnadević, T., Lenhardt, M., & Marić, S. (2015). New data on sterlet (*Acipenser ruthenus* L.) genetic diversity in the middle and lower Danube sections, based on mitochondrial DNA analyses. *Genetika*, 47(3), 1051–1062. doi:10.2298/GENSR1503051C
767. Grozea, A., Furdean, S., Lalescu, D., Grozea, I., & Pătruică, S. (2023). Analyzing the growth patterns of sterlet (*Acipenser ruthenus*) vs. hybrid Sturgeon (a. *Ruthenus*, female x a. *gueldenstaedtii*, male) fingerlings reared within a recirculating aquaculture system. 23, 17–24. doi:10.5593/sgem2023V/6.2/s25.03
768. Mikheev, P. B., Kazarinov, S. N., Melnikova, A. G., Ponomarev, S. V., Petrenko, N. G., Nikiforov, A. I., ... Elchenkova, O. N. (2024). Artificial enhancement of sturgeon stock in freshwater reservoirs: A case study on sterlet *Acipenser ruthenus* of the Kama reservoir. *Aquaculture and Fisheries*, 9(2), 287–294. doi:10.1016/j.aaf.2022.04.004
769. Abaad, M., Tuset, V. M., Montero, D., Lombarte, A., Otero-Ferrer, J. L., & Haroun, R. (2016). Phenotypic plasticity in wild marine fishes associated with fish-cage aquaculture. *Hydrobiologia*, 765(1), 343–358. doi:10.1007/s10750-015-2428-5

39. Jovičić, K., Lenhardt, M., Višnjić-Jeftić, Ž., Đikanović, V., Skorić, S., Smederevac-Lalić, M., Jaćimović, M., Gačić, Z., Jarić, I. and Hegediš, A. (2014). Assessment of Fish Stocks and Elemental Pollution in the Danube, Sava and Kolubara Rivers on the territory of the City of Belgrade, Serbia. *Acta Zoologica Bulgarica*, Suppl. 7, 179-184.

Цитирају:

770. Apostolos, A., Pehlivanov, L., Schabuss, M., & Zorning, H. (2021). Monitoring Fish in Lower Danube River Main Channel by Applying Various Sampling Methodologies. *Acta Zoologica Bulgarica*, 73(2), 269–274. Retrieved from <https://www.scopus.com/inward/record.uri?eid=2-s2.0-85122100870&partnerID=40&md5=e33d9acaa32f09c4bb9557d828d7f499>
771. Aborgiba, M., Kostić, J., Kolarević, S., Kračun-Kolarević, M., Elbahi, S., Knežević-Vukčević, J., ... Vuković-Gačić, B. (2016). Flooding modifies the genotoxic effects of pollution on a worm, a mussel and two fish species from the Sava River. *Science of the Total Environment*, 540, 358–367. doi:10.1016/j.scitotenv.2015.03.120
772. Łuczyńska, J., & Paszczyk, B. (2019). Health risk assessment of heavy metals and lipid quality indexes in freshwater fish from lakes of Warmia and Mazury Region, Poland. *International Journal of Environmental Research and Public Health*, 16(19). doi:10.3390/ijerph16193780
773. Kalchev, R., & Trichkova, T. (2014). The 40th anniversary conference of the international association for danube research (IAD) the danube and black sea region - Unique environment and human well-being under conditions of global changes: Scientific topics, contributions and results. *Acta Zoologica Bulgarica*, 66(SUPPL. 7), 5–12. Retrieved from <https://www.scopus.com/inward/record.uri?eid=2-s2.0-84904472281&partnerID=40&md5=52b4372d56ccd810d34dfd5f30779576>
774. Łuczyńska, J., Paszczyk, B., & Łuczyński, M. J. (2018). Fish as a bioindicator of heavy metals pollution in aquatic ecosystem of Pluszne Lake, Poland, and risk assessment for consumer's health. *Ecotoxicology and Environmental Safety*, 153, 60–67. doi:10.1016/j.ecoenv.2018.01.057
775. Milošković, A., & Simić, V. (2023). Bioaccumulation of potentially toxic elements in fish species of Serbia: a review. *Environmental Science and Pollution Research*, 30(12), 32255–32277. doi:10.1007/s11356-023-25581-w

776. Kostić, J., Kolarević, S., Kračun-Kolarević, M., Aborgiba, M., Gačić, Z., Paunović, M., ... Vuković-Gačić, B. (2017). The impact of multiple stressors on the biomarkers response in gills and liver of freshwater breams during different seasons. *Science of the Total Environment*, 601–602, 1670–1681. doi:10.1016/j.scitotenv.2017.05.273
777. Asllani, F. H., Schürz, M., Bresgen, N., Eckl, P. M., & Alija, A. J. (2019). Genotoxicity risk assessment in fish (*Rutilus rutilus*) from two contaminated rivers in the Kosovo. *Science of the Total Environment*, 676, 429–435. doi:10.1016/j.scitotenv.2019.04.321
778. Kostić, J., Kolarević, S., Kračun-Kolarević, M., Aborgiba, M., Gačić, Z., Lenhardt, M., & Vuković-Gačić, B. (2016). Genotoxicity assessment of the Danube River using tissues of freshwater bream (*Abramis brama*). *Environmental Science and Pollution Research*, 23(20), 20783–20795. doi:10.1007/s11356-016-7213-0
779. Milošković, A., Dojčinović, B., Kovačević, S., Radojković, N., Radenković, M., Milošević, D., & Simić, V. (2016). Spatial monitoring of heavy metals in the inland waters of Serbia: a multispecies approach based on commercial fish. *Environmental Science and Pollution Research*, 23(10), 9918–9933. doi:10.1007/s11356-016-6207-2

40. Jaćimović, M., Lenhardt, M., Višnjić-Jeftić, Ž., Jarić, I., Gačić, Z., Hegediš, A. and Krpo-Četković, J. (2015). Elemental Concentration in Different Tissue of 10 European Perch and Black Bullhead from Sava River. *Slovenian Veterinary Research*, 52 (2): 57-65.

Цитирају:

780. Łuczyńska, Joanna, Paszczyk, B., & Łuczyński, M. J. (2018). Fish as a bioindicator of heavy metals pollution in aquatic ecosystem of Pluszne Lake, Poland, and risk assessment for consumer's health. *Ecotoxicology and Environmental Safety*, 153, 60–67. doi:10.1016/j.ecoenv.2018.01.057
781. Stanek, M., Chachaj, B., & Róžański, S. Ł. (2024). Heavy metal content in perch and rudd tissues and associated health risk assessment. *Ecotoxicology and Environmental Safety*, 287. doi:10.1016/j.ecoenv.2024.117303
782. Łuczyńska, J., Tońska, E., Paszczyk, B., & Łuczyński, M. J. (2020). The relationship between biotic factors and the content of chosen heavy metals (Zn, Fe, Cu and Mn) in six wild freshwater fish species collected from two lakes (Łańskie and Pluszne) located in northeastern Poland. *Iranian Journal of Fisheries Sciences*, 19(1), 421–442. doi:10.22092/ijfs.2019.118904
783. Milošković, A., & Simić, V. (2023). Bioaccumulation of potentially toxic elements in fish species of Serbia: a review. *Environmental Science and Pollution Research*, 30(12), 32255–32277. doi:10.1007/s11356-023-25581-w
784. Milošković, A., Đuretanović, S., Radenković, M., Kojadinović, N., Veličković, T., Milošević, Đ., & Simić, V. (2022). Pollution of Small Lakes and Ponds of the Western Balkans—Assessment of Levels of Potentially Toxic Elements. *Springer Water*, 419–435. doi:10.1007/978-3-030-86478-1_19

41. Smederevac-Lalic, M., Skoric S., Visnjic-Jeftic Z., Djikanovic V. and Mickovic B. (2015). Growth and Weight-Length Relationship of Burbot *Lota lota* (L.) (Lotidae) in the Danube River at Backa Palanka (Serbia), *Acta Zoologica Bulgarica*, 67 (1), 97-103.

Цитирају:

785. Li, L., Shao, H., Mikheev, P. B., Zhang, Z., Jin, H., & Lu, W. (2024). Age, Growth, Sex Composition, and Diet of the Burbot, *Lota lota*, the Only Freshwater Species of the Family Lotidae in the Amur (Heilongjiang) River, Northeast China. *Fishes*, 9(11). doi:10.3390/fishes9110428
786. Pandakov, P. G., Teofilova, T. M., & Kodzhabashev, N. D. (2020). Status of the burbot (*Lota lota* L.) in the lower danube (Bulgaria) – A species threatened by climate change. *ZooKeys*, 2020(910), 143–161. doi:10.3897/zookeys.910.47866

42. Jovičić, K., Janković, S., Višnjić-Jeftić, Ž., Skorić, S., Đikanović, V., Lenhardt, M., Hegediš, A., Krpo-Četković, J. and Jarić, I. (2016). Mapping Differential Elemental Element Accumulation in Fish Tissues: Importance of Fish Tissue Sampling Standardization. Archives of Biological Science, 68(2), 303-309.

Цитирају:

- 787.Zarić, N. M., Ilijević, K., Stanisavljević, L., & Gržetić, I. (2018). Use of honeybees (*Apis mellifera* L.) as bioindicators of spatial variations and origin determination of metal pollution in Serbia. *Journal of the Serbian Chemical Society*, 83(6), 773–784. doi:10.2298/JSC171110018Z
- 788.Zarić, N. M., Brodschneider, R., & Goessler, W. (2022). Honey bees as biomonitors – Variability in the elemental composition of individual bees. *Environmental Research*, 204. doi:10.1016/j.envres.2021.112237
- 789.Zarić, N. M., Deljanin, I., Ilijević, K., Stanisavljević, L., Ristić, M., & Gržetić, I. (2018). Honeybees as sentinels of lead pollution: Spatio-temporal variations and source appointment using stable isotopes and Kohonen self-organizing maps. *Science of the Total Environment*, 642, 56–62. doi:10.1016/j.scitotenv.2018.06.040
- 790.Zaric, N. M., Deljanin, I., Ilijević, K., Stanisavljević, L., Ristić, M., & Gržetić, I. (2018). Assessment of spatial and temporal variations in trace element concentrations using honeybees (*Apis mellifera*) as bioindicators. *PeerJ*, 2018(7). doi:10.7717/peerj.5197
- 791.Aleksić, J., Glamočlija, N., Laudanović, M., Ivanović, S., Milijašević, M., Baltić, B., & Starčević, M. (2025). The content and associated health risk assessment of toxic elements, micro-, and macrominerals in common carp, Wels catfish, and silver carp from the Danube River in Serbia. *Environmental Geochemistry and Health*, 47(3). doi:10.1007/s10653-025-02370-7
- 792.Cordeli, A. N., Oprea, L., Crețu, M., Dediu, L., Coadă, M. T., & Mînzală, D.-N. (2023). Bioaccumulation of Metals in Some Fish Species from the Romanian Danube River: A Review. *Fishes*, 8(8). doi:10.3390/fishes8080387
- 793.de Souza Azevedo, J., Hortellani, M. A., & de Souza Sarkis, J. E. (2019). Organotropism of total mercury (THg) in *Cichla pinima*, ecological aspects and human consumption in fish from Amazon region, Brazil. *Environmental Science and Pollution Research*, 26(21), 21363–21370. doi:10.1007/s11356-019-05303-x

43. Lenhardt, M., Navodaru, I., vassilev, M., Kalauzi, A., Regner, S., Višnjić-Jeftić, Ž., Tošić, K. and Smederevac-Lalić, M. (2016). Model of the Pontic Shad *Alosa immaculata* (Bennet, 1835) and Anchovy *Engraulis encrasicolus* (Linnaeus, 1758) Catch in the Danube River and Black Sea for Period 1920-2008. Acta Zoologica Bulgarica, 68(4), 557-561.

Цитирају:

- 794.Smederevac-Lalić, M. M., Kalauzi, A. J., Regner, S. B., Lenhardt, M. B., Naunovic, Z. Z., & Hegediš, A. E. (2017). Prediction of fish catch in the Danube River based on long-term variability in environmental parameters and catch statistics. *Science of the Total Environment*, 609, 664–671. doi:10.1016/j.scitotenv.2017.07.177
- 795.Plaksina, M. P., Gibson, D. I., & Dmitrieva, E. V. (2021). Life-history studies on infrapopulations of *Mazocraes alosae* (Monogenea) parasitising *Alosa immaculata* (Actinopterygii) in the northern Black and Azov Seas. *Folia Parasitologica*, 68, 1–10. doi:10.14411/fp.2021.009

53. Lenhardt, M., Smederevac-Lalić, M., Hegediš, A., Skorić, S., Cvijanović, G., Višnjić-Jeftić, Ž., Đikanović, V., Jovičić, K., Jaćimović, M., Jarić, I. (2020). Human impact on fish fauna in the Danube River in Serbia: current status and ecological implications. In: Human impact on Danube watershed biodiversity in the XXI century. Springer, Cham, Switzerland; p. 257-280. (Eds. Banaduc, D., Curtean-Banaduc, A., Pedrotti, F., Cianfagione, K., Akeroyd, J.R.), Springer.

Цитирају:

- 796.Boeraş, I., Burcea, A., Coman, C., Bănăduc, D., & Curtean-Bănăduc, A. (2021). Bacterial microbiomes in the sediments of lotic systems ecologic drivers and role: A case study from the mureş river, transylvania, romania. *Water (Switzerland)*, 13(24). doi:10.3390/w13243518
- 797.Janauer, G. A., Exler, N., Anackov, G., Barta, V., Berczik, A., Boza, P., ... Gaberscik, A. (2021). Distribution of the macrophyte communities in the danube reflects river serial discontinuity. *Water (Switzerland)*, 13(7). doi:10.3390/w13070918
- 798.Curtean-Bănăduc, A., Burcea, A., Mihaş, C.-M., & Bănăduc, D. (2021). The benthic trophic corner stone compartment in pops transfer from abiotic environment to higher trophic levels—trichoptera and ephemeroptera pre-alert indicator role. *Water (Switzerland)*, 13(13). doi:10.3390/w13131778
- 799.Fedorčák, J., Križek, P., & Koščo, J. (2023). Which factors influence spatio-temporal changes in the distribution of invasive and native species of genus *Carassius*? *Aquatic Invasions*, 18(2), 219–230. doi:10.3391/AI.2023.18.2.105240
- 800.Banaduc, D., Sas, A., Cianfaglione, K., Barinova, S., & Curtean-Banaduc, A. (2021). The role of aquatic refuge habitats for fish, and threats in the context of climate change and human impact, during seasonal hydrological drought in the saxon villages area (Transylvania, Romania). *Atmosphere*, 12(9). doi:10.3390/atmos12091209
- 801.Boeraş, I., Burcea, A., Bănăduc, D., Florea, D.-I., & Curtean-Bănăduc, A. (2024). Lotic Ecosystem Sediment Microbial Communities' Resilience to the Impact of Wastewater Effluents in a Polluted European Hotspot—Mureş Basin (Transylvania, Romania). *Water (Switzerland)*, 16(3). doi:10.3390/w16030402
- 802.Bănăduc, D., Afanasyev, S., Akeroyd, J. R., Năstase, A., Năvodaru, I., Tofan, L., & Curtean-Bănăduc, A. (2023). The Danube Delta: The Achilles Heel of Danube River–Danube Delta–Black Sea Region Fish Diversity under a Black Sea Impact Scenario Due to Sea Level Rise—A Prospective Review. *Fishes*, 8(7). doi:10.3390/fishes8070355
- 803.Mihov, S. D., Margaritova, B. K., & Koev, V. N. (2022). Downstream migration of young-of-the-year sturgeons (Acipenseridae) in the Lower Danube River, Bulgaria. *Biodiversity*, 23(2), 72–80. doi:10.1080/14888386.2022.2099462
- 804.Curtean-Bănăduc, A., Mihaş, C., Burcea, A., McCall, G. S., Matei, C., & Bănăduc, D. (2023). Screening for Microplastic Uptake in an Urbanized Freshwater Ecosystem: *Chondrostoma nasus* (Linnaeus, 1758) Case Study. *Water (Switzerland)*, 15(8). doi:10.3390/w15081578
- 805.Margaritova, B., Kenderov, L., Dashinov, D., Uzunova, E., & Mihov, S. (2021). Dietary composition of young sturgeons (Acipenseridae) from the Bulgarian section of the Danube River. *Journal of Natural History*, 55(35–36), 2279–2297. doi:10.1080/00222933.2021.2005838
- 806.Buj, I., Pleše, S., Onorato, L., Marčić, Z., Mustafić, P., Zanella, D., ... Tvrdinić, G. (2023). The Ichthyofauna of the Bednja River, Ichthyological 'Hot Spot' in the Danube Basin—Exceptional Diversity under Strong Threats. *Water (Switzerland)*, 15(2). doi:10.3390/w15020311
- 807.Veličković, T., Snoj, A., Bravničar, J., Simić, V., Šanda, R., Vukić, J., ... Marić, S. (2024). Population-genetics analysis of the brown trout broodstock in the 'Panjica' hatchery (Serbia) and its conservation applications. *Knowledge and Management of Aquatic Ecosystems*, (425). doi:10.1051/kmae/2024014

55. Jaćimović, M., Smederevac-Lalić, M., Nikolić, D., Cvijanović, G., Spasić, S., Višnjic-Jeftić, Ž., Skorić, S. and Krpo-Četković, J. (2023). Changes to fish assemblage following the selective removal of black bullhead (*Ameiurus melas*). *Aquatic Conserv: Marine Freshwater Ecosystem*, 33, 981994.<https://onlinelibrary.wiley.com/doi/10.1002/aqc.3986>
Цитирај:

- 808.Preiszner, B., Szolnoki, A., Czeglédi, I., & Erős, T. (2024). Effects of turbidity and habitat complexity on the foraging behavior of the black bullhead (*Ameiurus melas*). *Inland Waters*, 14(1–2), 49–57. doi:10.1080/20442041.2024.2350327
- 809.Czeglédi, I., Specziár, A., Preiszner, B., Boros, G., Bánó, B., Mozsár, A., ... Erős, T. (2024). Stable isotope analysis reveals diet niche partitioning between native species and the invasive black bullhead (*Ameiurus melas* Rafinesque, 1820). *NeoBiota*, 94, 57–77. doi:10.3897/NEOBIOTA.94.122496

57. Sunjog, K., Kolarević, S., Kračun-Kolarević, M., Višnjic-Jeftić, Ž., Gačić, Z., Lenhardt, M., Vuković-Gačić, B. (2019). Seasonal variation in metal concentration in

various tissues of the European chub (*Squalius cephalus* L.). Environmental Science and Pollution Research, 26: 9232–9243.

Цитирају:

- 810.Copat, C., Rizzo, M., Zuccaro, A., Grasso, A., Zuccarello, P., Fiore, M., ... Ferrante, M. (2020). Metals/Metalloids and Oxidative Status Markers in Saltwater Fish from the Ionic Coast of Sicily, Mediterranean Sea. *International Journal of Environmental Research*, 14(1), 15–27. doi:10.1007/s41742-019-00237-1
- 811.Nikolić, D., Poleksić, V., Skorić, S., Tasić, A., Stanojević, S., & Rašković, B. (2022). The European Chub (*Squalius cephalus*) as an indicator of reservoirs pollution and human health risk assessment associated with its consumption. *Environmental Pollution*, 310. doi:10.1016/j.envpol.2022.119871
- 812.Nikolić, D., Skorić, S., Rašković, B., Lenhardt, M., & Krpo-Četković, J. (2020). Impact of reservoir properties on elemental accumulation and histopathology of European perch (*Perca fluviatilis*). *Chemosphere*, 244. doi:10.1016/j.chemosphere.2019.125503
- 813.Nikolić, D., Kostić, J., Đorđević Aleksić, J., Sunjog, K., Rašković, B., Poleksić, V., ... Radotić, K. (2024). Effects of mining activities and municipal wastewaters on element accumulation and integrated biomarker responses of the European chub (*Squalius cephalus*). *Chemosphere*, 365. doi:10.1016/j.chemosphere.2024.143385
- 814.Kostyukova, A., Mashkova, I., Shchelkanova, E., Trofimenko, V., & Kornilova, A. (2020). Analysis of water quality of rivers and reservoirs in Chelyabinsk region, South Ural. *International Journal of GEOMATE*, 18(67), 120–127. doi:10.21660/2020.67.9163
- 815.Mahjoub, M., El Maadoudi, M., & Smiri, Y. (2020). Metallic Contamination of the Muscles of Three Fish Species from the Moulouya River (Lower Moulouya, Eastern Morocco). *International Journal of Ecology*, 2020. doi:10.1155/2020/8824535
- 816.Jakovljević, M., Đuretanović, S., Kojadinović, N., Nikolić, M., Petrović, A., Simović, P., & Simić, V. (2024). Assessing spiralin *Alburnoides bipunctatus* (Bloch, 1782) as an early indicator of climate change and anthropogenic stressors using ecological modeling and machine learning. *Science of the Total Environment*, 951. doi:10.1016/j.scitotenv.2024.175723
- 817.Maruf, M. A.-H., Punom, N. J., Saha, B., Moniruzzaman, M., Suchi, P. D., Eshik, M. M. E., & Rahman, M. S. (2021). Assessment of Human Health Risks Associated with Heavy Metals Accumulation in the Freshwater Fish *Pangasianodon hypophthalmus* in Bangladesh. *Exposure and Health*, 13(3), 337–359. doi:10.1007/s12403-021-00387-8
- 818.Huang, Y.-C., Zhang, C.-B., Ren, X.-H., Wang, P.-P., Wang, C.-R., & Liu, Z.-Q. (2020). Effects of cadmium content in soil and stem base on the risk of cadmium contamination in rice; [土壤和茎基部镉含量对稻米镉污染风险的影响]. *Journal of Agro-Environment Science*, 39(5), 989–999. doi:10.11654/jaes.2020-0294
- 819.Kljaković-Gašpić, Z., Dvorščak, M., Orct, T., Sekovanić, A., Klinčić, D., Jagić, K., ... Zanella, D. (2023). Metal(loid)s and persistent organic pollutants in yellow European eel from the Raša River, Croatia. *Marine Pollution Bulletin*, 187. doi:10.1016/j.marpolbul.2022.114527
- 820.Ngo, H. T. T., Nguyen, T. D., Nguyen, T. T. H., Le, T. T., & Nguyen, D. Q. (2022). Adverse Effects of Toxic Metal Pollution in Rivers on the Physiological Health of Fish. *Toxics*, 10(9). doi:10.3390/toxics10090528
- 821.Milošković, A., & Simić, V. (2023). Bioaccumulation of potentially toxic elements in fish species of Serbia: a review. *Environmental Science and Pollution Research*, 30(12), 32255–32277. doi:10.1007/s11356-023-25581-w
- 822.Nyeste, K., Zulkipli, N., Uzochukwu, I. E., Somogyi, D., Nagy, L., Czeglédi, I., ... Antal, L. (2024). Assessment of trace and macroelement accumulation in cyprinid juveniles as bioindicators of aquatic pollution: effects of diets and habitat preferences. *Scientific Reports*, 14(1). doi:10.1038/s41598-024-61986-4
- 823.Nikolić, D., Skorić, S., Mićković, B., Nikčević, M., Smederevac-Lalić, M., & Djikanović, V. (2022). Accumulation of 25 elements in gills, liver, gonads, and muscle of European chub (*Squalius cephalus*), Cactus roach (*Rutilus virgo*), and pikeperch (*Sander lucioperca*) from Zlatar reservoir (Serbia). *Environmental Science and Pollution Research*, 29(33), 50271–50280. doi:10.1007/s11356-022-19472-9

824. Mahjoub, M., Fadlaoui, S., El Maadoudi, M., & Smiri, Y. (2021). Mercury, Lead, and Cadmium in the Muscles of Five Fish Species from the Mechraâ-Hammadi Dam in Morocco and Health Risks for Their Consumers. *Journal of Toxicology*, 2021. doi:10.1155/2021/8865869
825. Arisekar, U., Shalini, R., Sundhar, S., R. Sangma, S., Bharathi Rathinam, R., Albeshr, M. F., ... J, S. P. (2023). De-novo exposure assessment of heavy metals in commercially important fresh and dried seafood: Safe for human consumption. *Environmental Research*, 235. doi:10.1016/j.envres.2023.116672

58. Kostić-Vuković, J., Kolarevic, S., Kračun-Kolarević, M., Visnjić-Jeftić, Ž., Rašković B., Poleksic, V., Gačić, Z., Lenhardt, M., Vuković-Gačić, B. (2021). Temporal variation of biomarkers in common bream *Abramis brama* (L., 1758) exposed to untreated municipal wastewater in the Danube River in Belgrade, Serbia. *Environmental Monitoring and Assessment* 193(8), 465 doi: 10.1007/s10661-021-09232

Цитирају:

826. Nikolić, D., Poleksić, V., Tasić, A., Smederevac-Lalić, M., Djikanović, V., & Rašković, B. (2023). Two Age Groups of Adult Pikeperch (*Sander lucioperca*) as Bioindicators of Aquatic Pollution. *Sustainability (Switzerland)*, 15(14). doi:10.3390/su151411321
827. Marinović, Z., Miljanović, B., Urbányi, B., & Lujčić, J. (2021). Gill histopathology as a biomarker for discriminating seasonal variations in water quality. *Applied Sciences (Switzerland)*, 11(20). doi:10.3390/app11209504
828. Nikolić, D., Kostić, J., Đorđević Aleksić, J., Sunjog, K., Rašković, B., Poleksić, V., ... Radotić, K. (2024). Effects of mining activities and municipal wastewaters on element accumulation and integrated biomarker responses of the European chub (*Squalius cephalus*). *Chemosphere*, 365. doi:10.1016/j.chemosphere.2024.143385
829. Milošković, A., & Simić, V. (2023). Bioaccumulation of potentially toxic elements in fish species of Serbia: a review. *Environmental Science and Pollution Research*, 30(12), 32255–32277. doi:10.1007/s11356-023-25581-w
830. Jovičić, K., Djikanović, V., Santrač, I., Živković, S., Dimitrijević, M., & Vranković, J. S. (2024). Effects of Trace Elements on the Fatty Acid Composition in Danubian Fish Species. *Animals*, 14(6). doi:10.3390/ani14060954
831. Zaharieva, P. G., Kirin, D. A., & Zaharieva, R. G. (2023). Contents of Cu, Cd, and As in *Chondrostoma nasus*, *Pomphorhynchus laevis*, and *Contracaecum* sp. from an anthropogenically loaded segment of the Danube River in Bulgaria. *Fisheries and Aquatic Life*, 31(1), 54–63. doi:10.2478/aopf-2023-0006
832. Cordeli, A. N., Oprea, L., Crețu, M., Dediu, L., Coadă, M. T., & Mînzală, D.-N. (2023). Bioaccumulation of Metals in Some Fish Species from the Romanian Danube River: A Review. *Fishes*, 8(8). doi:10.3390/fishes8080387

59. Subotić, S., Višnjić-Jeftić, Ž., Bojović, S., Đikanović, V., Krpo-Ćetković, J., Lenhardt, M. (2021). Seasonal variation of macro-, micro-, and toxic elements in tissues of vimba bream (*Vimba vimba*) from the Danube River near Belgrade, Serbia. *Environmental Science and Pollution Research* 28, 63087-63101.

Цитирају:

833. Nikolić, D., Poleksić, V., Skorić, S., Tasić, A., Stanojević, S., & Rašković, B. (2022). The European Chub (*Squalius cephalus*) as an indicator of reservoirs pollution and human health risk assessment associated with its consumption. *Environmental Pollution*, 310. doi:10.1016/j.envpol.2022.119871
834. Milošković, A., & Simić, V. (2023). Bioaccumulation of potentially toxic elements in fish species of Serbia: a review. *Environmental Science and Pollution Research*, 30(12), 32255–32277. doi:10.1007/s11356-023-25581-w
835. Nyeste, K., Zulkipli, N., Uzochukwu, I. E., Somogyi, D., Nagy, L., Czeglédi, I., ... Antal, L. (2024). Assessment of trace and macroelement accumulation in cyprinid juveniles as bioindicators of aquatic pollution: effects of diets and habitat preferences. *Scientific Reports*, 14(1). doi:10.1038/s41598-024-61986-4

- 836.Zaharieva, P. G., Kirin, D. A., & Zaharieva, R. G. (2023). Contents of Cu, Cd, and As in *Chondrostoma nasus*, *Pomphorhynchus laevis*, and *Contracaecum* sp. from an anthropogenically loaded segment of the Danube River in Bulgaria. *Fisheries and Aquatic Life*, 31(1), 54–63. doi:10.2478/aopf-2023-0006
- 837.Aleksić, J., Glamočlija, N., Laudanović, M., Ivanović, S., Milijašević, M., Baltić, B., & Starčević, M. (2025). The content and associated health risk assessment of toxic elements, micro-, and macrominerals in common carp, Wels catfish, and silver carp from the Danube River in Serbia. *Environmental Geochemistry and Health*, 47(3). doi:10.1007/s10653-025-02370-7
- 838.Nowosad, J., Abdel-Latif, H. M. R., Łuczyński, M. J., Boroń, A., Kapusta, A., Kujawa, R., ... Kucharczyk, D. (2023). Artificial reproduction of vimba bream (*Vimba vimba*) cultured generation F2 and eggs management under controlled conditions. *Aquaculture*, 575. doi:10.1016/j.aquaculture.2023.739741

61. Subotić, S., Višnjić-Jeftić, Ž., Penezić, A., Ćirović, D. (2017). Concentrations of selected elements in liver tissue of Grey Wolves (*Canis lupus*) from Serbia. Bulletin of Environmental Contamination and Toxicology 99, 701-705.

Цитирају:

- 839.Planeta, K., Kubala-Kukus, A., Drozd, A., Matusiak, K., Setkiewicz, Z., & Chwiej, J. (2021). The assessment of the usability of selected instrumental techniques for the elemental analysis of biomedical samples. *Scientific Reports*, 11(1). doi:10.1038/s41598-021-82179-3
- 840.Bellocci, M., Defourny, S. V. P., Melai, V., Scortichini, G., Salini, R., Di Bernardo, G., ... Petrini, A. (2024). Comparative analysis of rare earth elements concentrations in domestic dogs and Apennine wolves of Central Italy: Influence of biological, nutritional, and lifestyle factors. *Science of the Total Environment*, 916. doi:10.1016/j.scitotenv.2024.170358
- 841.Kelly, J., Carstensen, M., Hildebrand, E. C., & Long, L. (2021). Assessing lead exposure in free-ranging gray wolves (*Canis lupus*) in Minnesota, USA. *Journal of Wildlife Diseases*, 57(4), 917–921. doi:10.7589/JWD-D-20-00185

62. Smederevac-Lalić, M., Kalauzi, A., Regner, S., Navodaru, I., Višnjić-Jeftić, Ž., Gačić, Z., Lenhardt, M. (2018). Analysis and forecast of Pontic shad (*Alosa immaculata*) catch in the Danube River. Iranian Journal of Fisheries Science 17 (3), 443-457.

Цитирају:

- 842.Stroe, D. M., Cretu, M., Tenciu, M., Dima, F. M., Patriche, N., Tiganov, G., & Dediu, L. (2024). Age, Growth, and Mortality of Pontic Shad, *Alosa immaculata* Bennett, 1835, in the Danube River, Romania. *Fishes*, 9(4). doi:10.3390/fishes9040128
- 843.Lazăr, N.-N., Simionov, I.-A., Petrea, Ștefan-M., Iticescu, C., Georgescu, P.-L., Dima, F., & Antache, A. (2024). The influence of climate changes on heavy metals accumulation in *Alosa immaculata* from the Danube River Basin. *Marine Pollution Bulletin*, 200. doi:10.1016/j.marpolbul.2024.116145
- 844.Duarte, G., Segurado, P., Haidvogel, G., Pont, D., Ferreira, M. T., & Branco, P. (2021). Damn those damn dams: Fluvial longitudinal connectivity impairment for European diadromous fish throughout the 20th century. *Science of the Total Environment*, 761. doi:10.1016/j.scitotenv.2020.143293

63. Subotić, S., Višnjić-Jeftić, Ž., Đikanović, V., Spasić, S., Krpo-Ćetković, J., Lenhardt, M. (2019). Metal Accumulation in Muscle and Liver of the Common Nase (*Chondrostoma nasus*) and Vimba Bream (*Vimba vimba*) from the Danube River, Serbia: Bioindicative Aspects. Bulletin of Environmental Contamination and Toxicology 103(2): 261–266.

Цитирају:

- 845.Anandkumar, A., Li, J., Prabakaran, K., Xi Jia, Z., Leng, Z., Nagarajan, R., & Du, D. (2020). Accumulation of toxic elements in an invasive crayfish species (*Procambarus clarkii*) and its health risk assessment to humans. *Journal of Food Composition and Analysis*, 88. doi:10.1016/j.jfca.2020.103449
- 846.Mamdouh, S., Mohamed, A. S., Mohamed, H. A., & Fahmy, W. S. (2022). The Effect of Zinc Concentration on Physiological, Immunological, and Histological Changes in Crayfish (*Procambarus*

- clarkii) as Bio-indicator for Environment Quality Criteria. *Biological Trace Element Research*, 200(1), 375–384. doi:10.1007/s12011-021-02653-x
847. Milošković, A., & Simić, V. (2023). Bioaccumulation of potentially toxic elements in fish species of Serbia: a review. *Environmental Science and Pollution Research*, 30(12), 32255–32277. doi:10.1007/s11356-023-25581-w
848. Nyeste, K., Zulkipli, N., Uzochukwu, I. E., Somogyi, D., Nagy, L., Czeglédi, I., ... Antal, L. (2024). Assessment of trace and macroelement accumulation in cyprinid juveniles as bioindicators of aquatic pollution: effects of diets and habitat preferences. *Scientific Reports*, 14(1). doi:10.1038/s41598-024-61986-4
849. Jovičić, K., Djikanović, V., Santrač, I., Živković, S., Dimitrijević, M., & Vranković, J. S. (2024). Effects of Trace Elements on the Fatty Acid Composition in Danubian Fish Species. *Animals*, 14(6). doi:10.3390/ani14060954
850. Zaharieva, P. G., Kirin, D. A., & Zaharieva, R. G. (2023). Contents of Cu, Cd, and As in *Chondrostoma nasus*, *Pomphorhynchus laevis*, and *Contracaecum* sp. from an anthropogenically loaded segment of the Danube River in Bulgaria. *Fisheries and Aquatic Life*, 31(1), 54–63. doi:10.2478/aopf-2023-0006

66. Spasić, S., Subotić, S., Višnjić-Jeftić, Ž., Lenhardt, M. (2020). Application of Different Classification Methods to Determine the Developmental Stage of Fish Erythrocytes of the Common Nase (*Chondrostoma nasus*) and Vimba Bream (*Vimba vimba*). Pattern Recognition and Image Analysis, 30(1), 43 – 51.

Цитирају:

851. Rizzotti, D., Manfrin, C., Gerdol, M., Greco, S., Santovito, G., & Giulianini, P. G. (2022). Morphological analysis of erythrocytes of an Antarctic teleost under heat stress: Bias of the stabling effect. *Journal of Thermal Biology*, 103. doi:10.1016/j.jtherbio.2021.103139
852. Sánchez, F., Lozano-Muñoz, I., Muñoz, S., Diaz, N., Neira, R., & Wacyk, J. (2023). Effect of dietary inclusion of microalgae (*Nannochloropsis gaditana* and *Schizochytrium* spp) on non-specific immunity and erythrocyte maturity in Atlantic salmon fingerlings. *Fish and Shellfish Immunology*, 140. doi:10.1016/j.fsi.2023.108975

7. КВАНТИТАТИВНИ ПОКАЗАТЕЉИ УСПЕХА У НАУЧНОМ РАДУ

Квантитативни показатељи резултата научног рада др Жељке Вишњић-Јептић приказани су у табелама које следе:

Табела 1. Укупне вредности М коефицијента кандидата према категоријама прописаним у Правилнику за област природно-математичких и медицинских наука од момента покретања звања виши научни сарадник до данас.

Врста резултата	Категорија	Број радова	Вредност	Укупно	Укупно нормирано *
Монографска студија/поглавље у књизи М11 или рад у тематском зборнику водећег међународног значаја	M ₁₃	1	7	7	2,2
Рад у врхунском међународном часопису	M ₂₁	3	8	24	21,34
Рад у истакнутом међународном часопису	M ₂₂	4	5	20	17,14
Рад у часопису међународног значаја	M ₂₃	5	3	15	15
Рад у националном часопису међународног значаја	M ₂₄	1	2	2	2

Саопштење са међународног скупа штампано у целини	M ₃₃	4	1	4	3,36
Саопштење са међународног скупа штампано у изводу	M ₃₄	17	0,5	8,5	7,57
Монографска студија/поглавље у књизи M41 или рад у тематском зборнику водећег националног значаја	M ₄₄	5	2	10	7
Саопштење са скупа националног значаја штампано у целини	M ₆₃	1	1	1	1
Саопштење са скупа националног значаја штампано у изводу	M ₆₄	2	0,2	0,4	0,37
Укупно све категорије:		42		91,9	76,98
Минимални квантитативни захтеви за стицање научни саветник за природно-математичке и медицинске науке			Неопходно	Остварено	Остварено нормирано
Научни саветник	Укупно		70	91,9	76,98
Обавезни (1)	M10+M20+M31+M32+M33+M41+M42+M90		50	68	57,68
Обавезни (2)	M11+M12+M21+M22+M23		35	59	53,48

8. ЗАКЉУЧАК И ПРЕДЛОГ

Увидом у досадашњи рад и свеобухватном анализом научног доприноса **др Жељке Вишњић-Јефтић**, вишег научног сарадника Института за мултидисциплинарана истраживања Универзитета у Београду, према критеријумима који су прописани Законом о науци и истраживањима ("Службени гласник", број 49/19) и Правилником о стицању истраживачких и научних звања ("Службени гласник", број 159/2020), потврђена је оправданост њеног избора у звање научни саветник.

Комисија сматра да, на основу критеријума које је прописало Министарство науке, технолошког развоја и иновација Републике Србије, **др Жељка Вишњић-Јефтић** испуњава све услове за избор у звање **научни саветник**, стога предлаже Научном већу Института за мултидисциплинарана истраживања да прихвати овај извештај.

У Београду, 28. 04. 2025. год.

КОМИСИЈА:

1. Др Стефан Скорић,
научни саветник,
Универзитет у Београду – Институт за
мултидисциплинарана истраживања

2. Др Јасмина Крпо-Ћетковић,
редовни професор,
Универзитет у Београду – Биолошки факултет

3. Др Слађана Спасић,
научни саветник,
Универзитет у Београду – Институт за
мултидисциплинарана истраживања

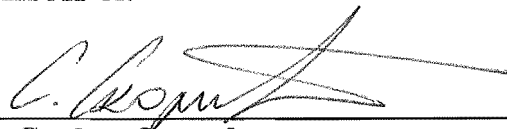
8. ЗАКЉУЧАК И ПРЕДЛОГ

Увидом у досадашњи рад и свеобухватном анализом научног доприноса **др Жељке Вишњић-Јефтић**, вишег научног сарадника Института за мултидисциплинарана истраживања Универзитета у Београду, према критеријумима који су прописани Законом о науци и истраживањима ("Службени гласник", број 49/19) и Правилником о стицању истраживачких и научних звања ("Службени гласник", број 159/2020), потврђена је оправданост њеног избора у звање научни саветник.


Комисија сматра да, на основу критеријума које је прописало Министарство науке, технолошког развоја и иновација Републике Србије, **др Жељка Вишњић-Јефтић** испуњава све услове за избор у звање **научни саветник**, стога предлаже Научном већу Института за мултидисциплинарана истраживања да прихвати овај извештај.

У Београду, 28. 04. 2025. год.


КОМИСИЈА:



1. Др Стефан Скорић,
научни саветник,
Универзитет у Београду – Институт за
мултидисциплинарана истраживања



2. Др Јасмина Крпо-Ћетковић,
редовни професор,
Универзитет у Београду – Биолошки факултет



3. Др Слађана Спасић,
научни саветник,
Универзитет у Београду – Институт за
мултидисциплинарана истраживања